

Victorian Electoral Commission

Report to Parliament on the 2002 Victorian State election



Report to Parliament on the 2002 Victorian State election

The Hon. Monica Gould, MLC
President of the Legislative Council

The Hon. Judith Maddigan, MP
Speaker of the Legislative Assembly

I am pleased to submit to you for presentation to Parliament my report
on the administration of the Victorian State election held on 30 November 2002.

The report is presented as required by section 8(2)(b) of the *Electoral Act 2002*.

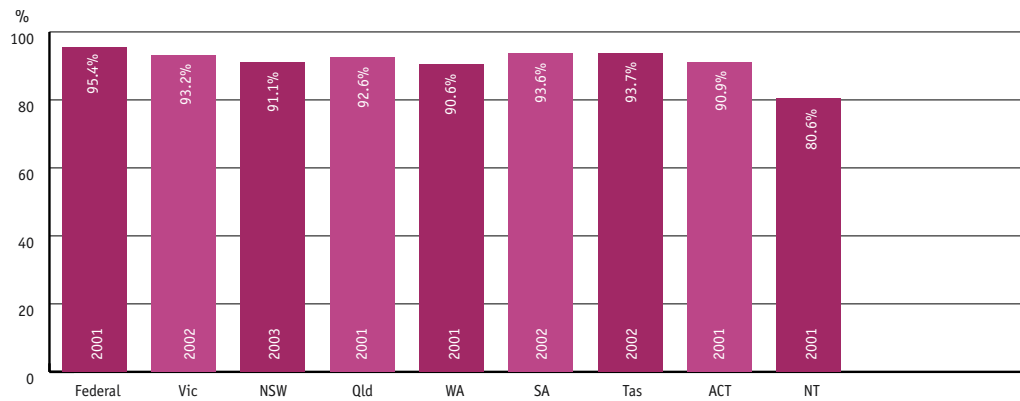


Colin Barry
Electoral Commissioner

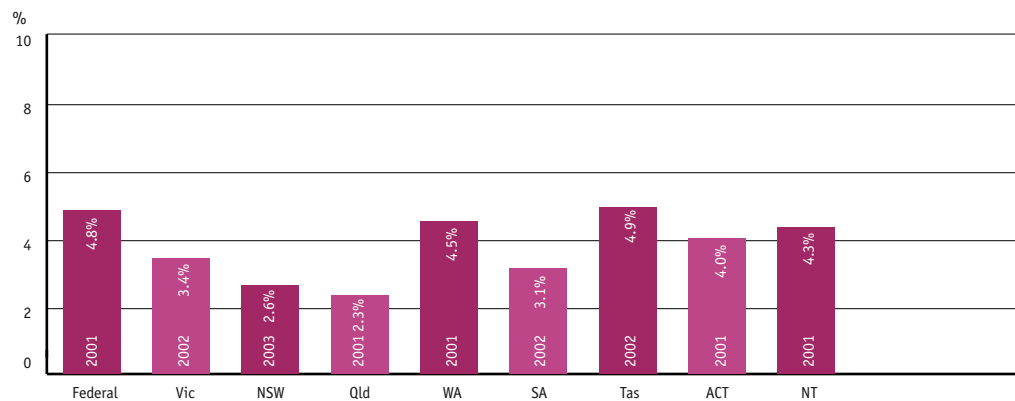
19 May 2003

The 2002 Victorian State election at a glance

Voter participation at Australian parliamentary elections*

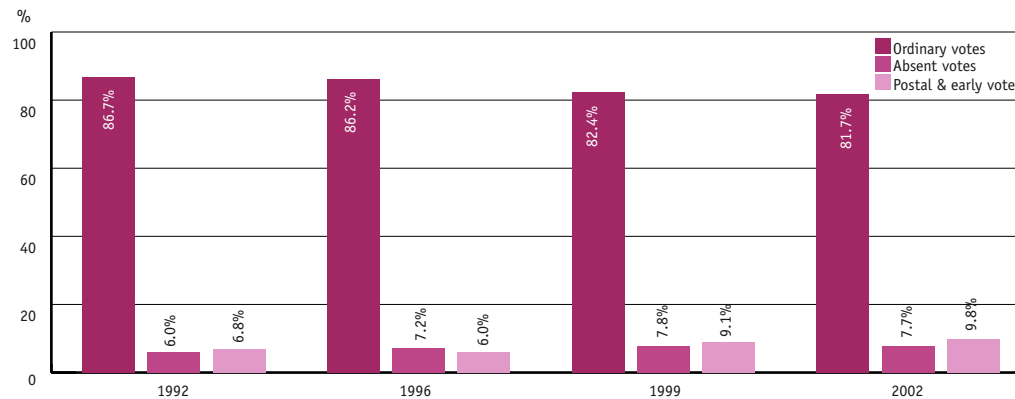


Informal voting at Australian parliamentary elections^*



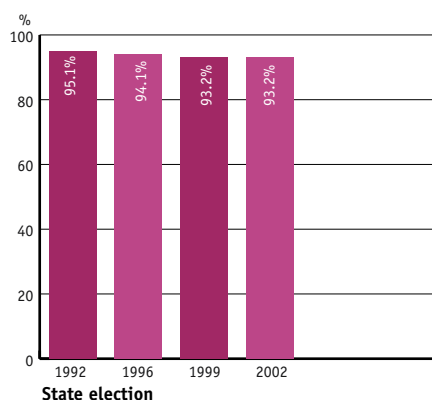
^ Full preferential voting is used in Federal, Vic, WA, SA, and NT elections.

Ordinary, absent, postal and early votes as a % of votes cast at Victorian State elections 1992 – 2002*

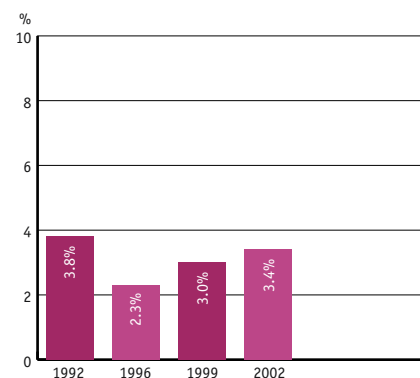


*Figures are for lower house elections only.

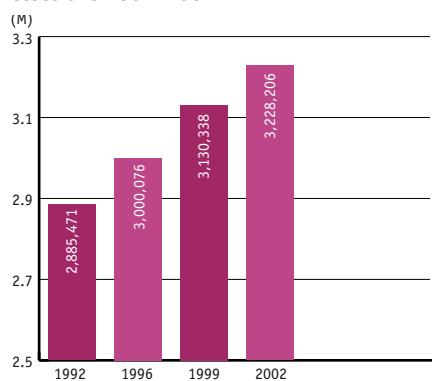
Voter participation at Victorian State elections 1992 – 2002*



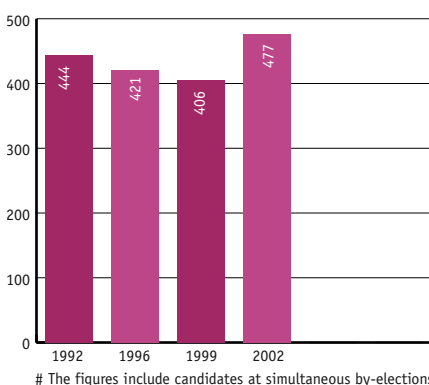
Informal voting at Victorian State elections 1992 – 2002*



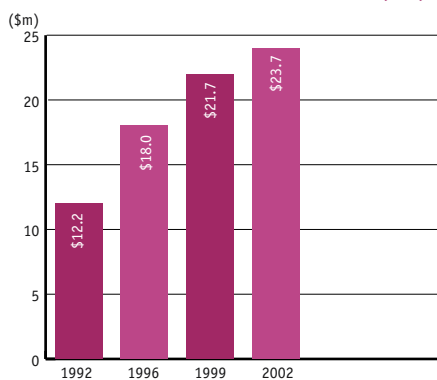
Enrolment at close of roll for Victorian State elections 1992-2002*



Number of candidates contesting Victorian State elections 1992 – 2002#



Cost of State elections 1992 - 2002 (\$m)^



^ Includes all direct costs plus amortised costs of IT development and general VEC expenses. 2002 includes enrolment confirmation mail-out following the redivision of electoral boundaries, and is subject to audit.
* Figures are for the lower house elections only.

Foreword

On 30 November 2002, three million Victorians voted at the 2002 State election – Victoria’s largest one-day public event. For the Victorian Electoral Commission (VEC), however, the 2002 State election was the culmination of months of planning and preparation and 26 days of intense activity.

The scale of an election is considerable and not without risk. During the election the VEC established 1,600 voting centres, processed 550,000 declaration votes, employed 14,000 casual staff, delivered more than 130 tonnes of materials and answered 96,000 telephone enquiries.

The VEC provides Victorians with high-quality election services, and in 2002 the range of services available to stakeholders and electors was further extended. The cost of the 2002 State election was \$23.7 million, which includes the cost of sending an enrolment confirmation card to all electors following the redivision of electoral boundaries.

This report discusses the conduct of the 2002 election, comments on the VEC’s performance and outlines directions for future improvement. It also contains recommendations for legislative change. The second section of the report contains the official election results.

The 2002 election was conducted in a new electoral environment. Changes had been made to electoral boundaries in 2001 and new legislation governing the conduct of Victorian parliamentary elections, the *Electoral Act 2002*, had recently been enacted. The new Act was the first major revision of Victoria’s electoral legislation in a century and it affected all election stakeholders and participants.

At this election the VEC introduced a number of initiatives to improve election services. Early voting centres offering specialised services, including a braille ballot paper template, were established to make voting easier for the vision impaired. Providing these voters with an opportunity to cast a secret ballot was a significant step forward. The VEC also introduced new procedures to streamline absent and postal voting and was able to admit these votes to the count earlier than at previous elections.

The introduction of four-year terms and a fixed election date will enable the VEC to further improve the management of elections in Victoria. A review of election services will examine opportunities for improving the management of the enrolment register, the selection of voting centres and the provision of services to voters with a disability or from diverse cultural backgrounds.

Finally I would like to acknowledge the role of VEC staff, whose hard work and personal commitment helped Victorians exercise their democratic right to vote at this election.



Colin Barry
Electoral Commissioner

Contents

Section 1:

Administration and analysis

The 2002 Victorian State election at a glance	2
Foreword	4
Introduction	6
Election timetable	
The Victorian Electoral Commission	
Legislative changes	
Redivision of electoral boundaries	
Pre-election preparation	
Services to registered political parties and candidates	13
Information services	
Election support services	
Public funding of election expenditure	
<i>The VEC's performance in providing services to political parties and candidates</i>	<i>19</i>
Services to parties and candidates	
Complaints	
Recommended service improvements	
Services to voters	23
Enrolment	
Voting	
Communication services	
Compulsory voting enforcement	
<i>The VEC's performance in providing services to voters</i>	<i>37</i>
Enrolment, voter participation and informal voting	
Evaluation of election services	
Complaints about services to voters	
Best practice workshop	
Recommended service improvements	
Services to the media	47
Media relations	
Information kit	
The tally room	
Complaints about the media	
<i>The VEC's performance in providing services to the media</i>	<i>50</i>
Recommended service improvements	
VEC personnel	51
By-elections for East Yarra and Western provinces	55
Counting the votes and the return of the writs	57
Recommendations for legislative change	60
Analysis of the results of the 2002 Victorian State election	63
Maps of electoral districts and provinces	
Margins by which seats are held	

Section 2:

Detailed results and appendices

Results for electoral districts	87
Results for electoral provinces	309
Appendices	443

Introduction

On Monday, 4 November 2002 the Premier, the Hon Steve Bracks, MP, announced that the Victorian State election would be held on Saturday, 30 November 2002.

In addition, two by-elections were announced for:

East Yarra Province – due to the resignation of the Hon Mark Birrell, MLC; and

Western Province – due to the resignation of the Hon Roger Hallam, MLC.

These members of the Legislative Council had resigned prior to the expiry of their terms, which were due to expire at the following State election.

The writs for the 2002 Victorian State election were issued on Melbourne Cup Day, Tuesday, 5 November. The issue of the writ is a legal requirement and sets out the timetable of the election.

At the election, the Australian Labor Party (ALP) was returned with a record majority in the Legislative Assembly. The ALP won 62 seats, the Liberal Party 17, the National Party seven seats and two independents were returned. This was the largest number of seats ever won by the ALP at a Victorian State election, and the most won by a single party. (In 1992 the Liberal-National coalition won 61 seats.)

The ALP received 47.95% of first-preference votes – the highest received by the ALP since 1985, when the ALP scored 50.01% (in an election in which there were no significant minor parties standing in the Assembly).

The Liberal Party received 33.91% of first-preference votes. This was the lowest Liberal first-preference vote since 1952, when it recorded 24.85%.

The National Party received 4.3% of first-preference votes (the lowest recorded by the National Party or its forebears).

The Greens received 9.73% of first-preference votes. This was the highest vote ever for the Greens at a Victorian State election, and the highest vote for a minor party since the DLP scored 13.3% in 1970.

In the Legislative Council, the ALP achieved a majority for only the second time in its history.

Election timetable

A Victorian State election is held every three to four years. Under the *Constitution Act 1975*, the Legislative Assembly has a maximum four-year term and, under usual circumstances, a minimum three-year term. This provides a window of approximately twelve months for the Government to call an election.

This situation presents a challenge to the Victorian Electoral Commission (VEC) as preparation and planning must be done without knowing the date of the election.

The 2002 election was held on the earliest possible date. (The election could have been held on any Saturday between 30 November 2002 and 3 January 2004).



Figure 1 – Election timetable

Event	Min and max period	2002 election dates
<p>Expiry or dissolution of the Lower House Parliament is dissolved (within the limits set by State law) and the Premier announces the intention to hold an election.</p>		Monday, 4 November
<p>Issue of writ The issue of a writ starts the election process. An electoral writ commands the VEC to hold an election and contains the dates for the close of rolls, the close of nominations, election day and the return of the writ. At a State election, writs are issued for the election of all the members of the Legislative Assembly (Lower House) and for half of the members of the Legislative Council (Upper House).</p>	4 November 2002 was the earliest possible date that the writ for the election could be issued	Tuesday, 5 November
<p>Close of rolls Electors have until 8.00 pm, three days after the writ is issued to enrol or to update their enrolment.</p>	3 days after writ	Friday, 8 November
<p>Close of nominations The deadline for nominations by candidates is 12 noon on the date specified on the writ as the close of nominations.</p>	10 - 28 days after date of writ	Friday, 15 November
<p>Election day Election day is the day nominated for the election to be held and is the day on which most electors cast their vote. It must be a Saturday and at least 25 days, or at most 58 days, after the issue of the writ.</p>	15 - 30 days after nomination day	Saturday, 30 November
<p>Return of writ After the results are declared for all Legislative Council and Legislative Assembly seats the Victorian Electoral Commissioner returns the writ endorsed with the names of the successful candidates to the Governor.</p>	Up to 21 days after election day	Friday, 13 December

Voting system

The VEC conducts all Victorian State parliamentary elections and by-elections.


The Victorian Parliament is made up of two Houses: the Legislative Assembly and the Legislative Council. Members of the Legislative Assembly are elected from 88 single-member electoral districts, each with approximately 37,000 electors. Members of the Legislative Council are elected from 22 electoral provinces, each with approximately 148,000 electors. Each province returns two elected members, who are elected on a rotating basis at each State election.

State elections take place every three to four years and at each State election voters elect all the members of the Legislative Assembly and half the members of the Legislative Council.

The voting system for both houses is full preferential voting (see Figure 2). In a preferential voting system, a candidate must gain more than 50% of all votes to be elected. If none of the candidates receives over 50% of the first-preference votes, voters' preferences are distributed until one candidate gains an absolute majority.

Voting is compulsory at Victorian State elections.

Figure 2 – The VEC and its role in the democratic process



The Victorian Electoral Commission

The VEC's chief responsibility is to conduct fair and impartial elections, efficiently and according to the law.

The Electoral Commissioner is appointed by the Governor-in-Council for a ten-year term. Under the *Electoral Act 2002* (the Act) the Electoral Commissioner is independent of the government of the day and reports directly to Parliament.

The key responsibilities of the VEC are to:

- conduct parliamentary elections and by-elections;
- conduct local government elections and by-elections (upon appointment by councils, following a competitive tendering process);
- conduct certain statutory elections;
- provide advice to the Attorney-General and Parliament on issues affecting the conduct of parliamentary elections, including administrative issues requiring legislative remedy;
- ensure the enrolment of eligible electors;
- prepare electoral rolls for parliamentary elections, voters' lists for local government elections, jury lists, and provide enrolment information to members of parliament and registered political parties;
- contribute to public understanding and awareness of elections and electoral matters through information and education programs; and
- report to Parliament on the VEC's activities.

Governing legislation

Much of the work of the Victorian Electoral Commission (VEC) is governed by legislation. The *Electoral Act 2002* is Victoria's principal electoral Act, providing for the enrolment system and the conduct of parliamentary elections.

The *Constitution Act 1975* sets out who is entitled to enrol as an elector, who is entitled to be elected to Parliament and the size and term of Parliament.

The *Electoral Boundaries Commission Act 1982* governs the determination of State electoral boundaries.

Legislative changes affecting the 2002 Victorian State election

The Victorian Parliament passed the *Electoral Act 2002* in May 2002. It came into operation on 1 September 2002.

After the 1999 State election, the Electoral Commissioner had recommended that Victoria's electoral legislation be reviewed and rewritten. The Attorney-General approved this proposal and the VEC conducted a comprehensive review of the legislation. The results of this review were largely incorporated in a Bill.

Previously *The Constitution Act Amendment Act 1958* was Victoria's principal electoral legislation. It was first enacted in 1890 and subsequently amended on a number of occasions but had never been thoroughly revised. As a result, the Act was poorly organised, prescriptive in some areas and lacking detail in others. The *Electoral Act 2002* is the result of the most comprehensive review of Victorian electoral legislation since 1890.

The reforms contained in the new Act impact on all election stakeholders and participants. The major legislative changes applying at the 2002 election are summarised below.

General

- The Act retains all essential electoral principles, ensuring transparency and accountability in the election process, while providing more flexibility to allow the VEC to improve election management.
- The Act is better organised and more concise than its predecessor, making it easier for stakeholders to understand electoral law.
- Terminology has been changed. Returning officers are called election managers, polling day is called election day, and polling places are called voting centres.



Victorian Electoral Commission

- The Act establishes the Victorian Electoral Commission (VEC) as a body corporate. The VEC consists of the Electoral Commissioner whose current functions, powers and duties have been transferred to the VEC.
- The VEC must publish an election manual and has the power to issue directions about enrolment and elections.
- VEC staff are not permitted to nominate for election to Parliament.

Enrolment

- The Act establishes that electors must be enrolled at their principal place of residence. In the past, an elector who has changed address and not updated their enrolment has been able to vote at State elections. This is no longer the case.
- The penalty for failure to enrol or update enrolment is now \$100.
- The VEC has been empowered to refuse to include inappropriate names, such as political slogans or offensive names, on the register of electors.
- The Act gives the VEC the authority to gather information from government agencies and utility companies for enrolment purposes. The VEC will use this information to assist electors to enrol or update their enrolment. The information provided will also help the VEC to identify any cases of enrolment fraud.

- Electoral rolls are no longer available for sale, to protect electors' privacy. Electors are still able to inspect lists of electors at the VEC and contact the VEC to check their own enrolment details. At election time, rolls are available for inspection.
- Enrolment information provided by the VEC can only be used for specific purposes. There are heavy penalties for misuse of the information.

Registration of political parties

- Requirements relating to the registration of political parties have been tightened. Only parties with substantial community support will be registered. To be eligible for registration a party must have at least 500 members, who are valid members under party rules, who are Victorian electors, and who are not members of another registered party. Parties applying for registration must supply a list of members and contact details to the VEC.
- There is a \$500 fee for applications for registration or changes to a party's name.
- The VEC is now empowered to review political parties' registration in order to determine whether they remain eligible to be registered. Where a party fails to obtain an average of four per cent of first-preference votes for all electorates contested by that party, the VEC must review the party's eligibility to be registered.
- If a party is de-registered, it cannot be registered again until after the next State election.

Election procedures

- The roll for an election closes at 8.00 pm on the day designated, instead of 6.00 pm.
- The Act provides more flexibility in the appointment and resourcing of voting centres. The VEC is required to consider accessibility issues when deciding on the location of voting centres. The VEC is also able to appoint early voting centres and determine operating times and services.
- The VEC must make publicly available the names and contact details of candidates.
- Registered political parties must nominate all their endorsed candidates at the VEC head office.
- To be qualified to stand for election, a candidate has to be enrolled as an elector instead of simply being 'entitled to enrol'.
- When nominating, candidates must sign a declaration that they are qualified to be elected.
- If a candidate dies between the close of nominations and 6.00 pm on election day, or if the successful candidate dies between 6.00 pm on election day and the declaration of the result of the election, an election fails and a supplementary election must be held.
- Election advertisements downloaded from the internet have to be authorised.
- A letter to a newspaper on election issues must include the writer's suburb or locality, not the writer's full address.

Voting

- Electors whose enrolment address has not been their principal place of residence for more than three months before election day are not permitted to vote at that election.
- If an election official reasonably suspects that a person claiming to vote is impersonating an elector, the election official may require the person to make a declaration regarding identity.
- If a postal vote application is defective or is received too late to be processed, the VEC must take reasonable steps to inform the applicant.

Election results

- Electronic counting equipment may be used in the counting of votes.

Enforcement and offences

- Electoral offences have been reviewed, with generic offences such as providing false or misleading information replacing particular offences scattered through the old Act. Penalties have been brought into line with the sentencing levels in the *Sentencing Act 1992*, and in some cases have been substantially increased.
- The penalty for not voting has been increased from \$40 to \$50.

Public funding of election expenses

- The Act provides for public funding of registered political parties and independent candidates. Funding is on the basis of \$1.20 for each first-preference vote received where a candidate obtains at least four per cent of first-preference votes. Parties and candidates receive funding only if they provide the VEC with an audited statement. Parties and candidates that spent less than their entitlement receive only what they spent. The VEC has the power to request further information and penalties apply if false statements are made.
- Holders of a casino operator's licence or a gaming operator's licence cannot donate more than \$50,000 in a financial year to a registered political party.

Redivision of electoral boundaries 2000-2001

Under Victorian law, electorates for each house of State Parliament should contain approximately equal numbers of enrolled electors, not varying by more than 10 per cent from the average.

When the numbers of electors enrolled for the various electorates do not comply to a substantial extent with the equal enrolment requirement, a redivision of electoral boundaries is necessary.

The Electoral Boundaries Commission (EBC) is responsible for conducting a redivision of electoral boundaries. The EBC is a statutory body made up of independent and impartial officeholders: Chief Judge of the County Court (or the Chief Judge's appointed nominee), who is the chair, the Electoral Commissioner and the Surveyor-General. The EBC is not responsible to any Minister or to the Government. The EBC has no staff or accommodation of its own and relies on the VEC for infrastructure and administrative support.

The EBC met on 23 November 2000 to consider enrolment figures as at 31 October 2000. These figures showed that enrolments for 22 of the 88 electoral districts (Legislative Assembly electorates) and two of the 22 electoral provinces (Legislative Council electorates) were outside the 10 per cent limit set for approximately equal enrolment.

The EBC considered that these enrolment figures did not comply, to a substantial extent, with the requirements of the Act with respect to approximately equal enrolment. The EBC therefore decided that a redivision of Victoria's electoral boundaries was necessary.

The EBC considers the following factors in preparing new electoral boundaries:

- equality of numbers (enrolments for electorates must not vary by more than 10 per cent from the average);
- area and physical features of terrain;
- means of travel and communication;
- community or diversity of interests; and
- likelihood of changes in the numbers of electors.

The EBC does not consider the political effect of changes to electoral boundaries.

The redivision 'abolished' 21 of the 88 districts and one of the 22 provinces; and created 21 new districts and one new province. Only two districts' boundaries remained unchanged after the redivision.

The new boundaries came into effect at the 2002 State election. However, members of the Legislative Council whose terms did not expire at that State election continue to represent electorates constituted under the old boundaries until the next State election.

Pre-election preparation by the VEC

The conduct of a State election is the culmination of three years planning and preparation by the VEC. The administrative infrastructure and large number of personnel that must be put in place immediately a State election is announced make a State election one of the largest and most logistically complex operations undertaken in Victoria.

The VEC operates with a core staff of 50, which is supplemented by temporary and casual staff. At the time of the State election there were 90 full-time staff working at the VEC. In addition, contract staff are engaged to provide specialist services such as IT support or software development. There were also some 14,000 people engaged by the VEC to conduct the State election in election managers' offices and in voting centres.

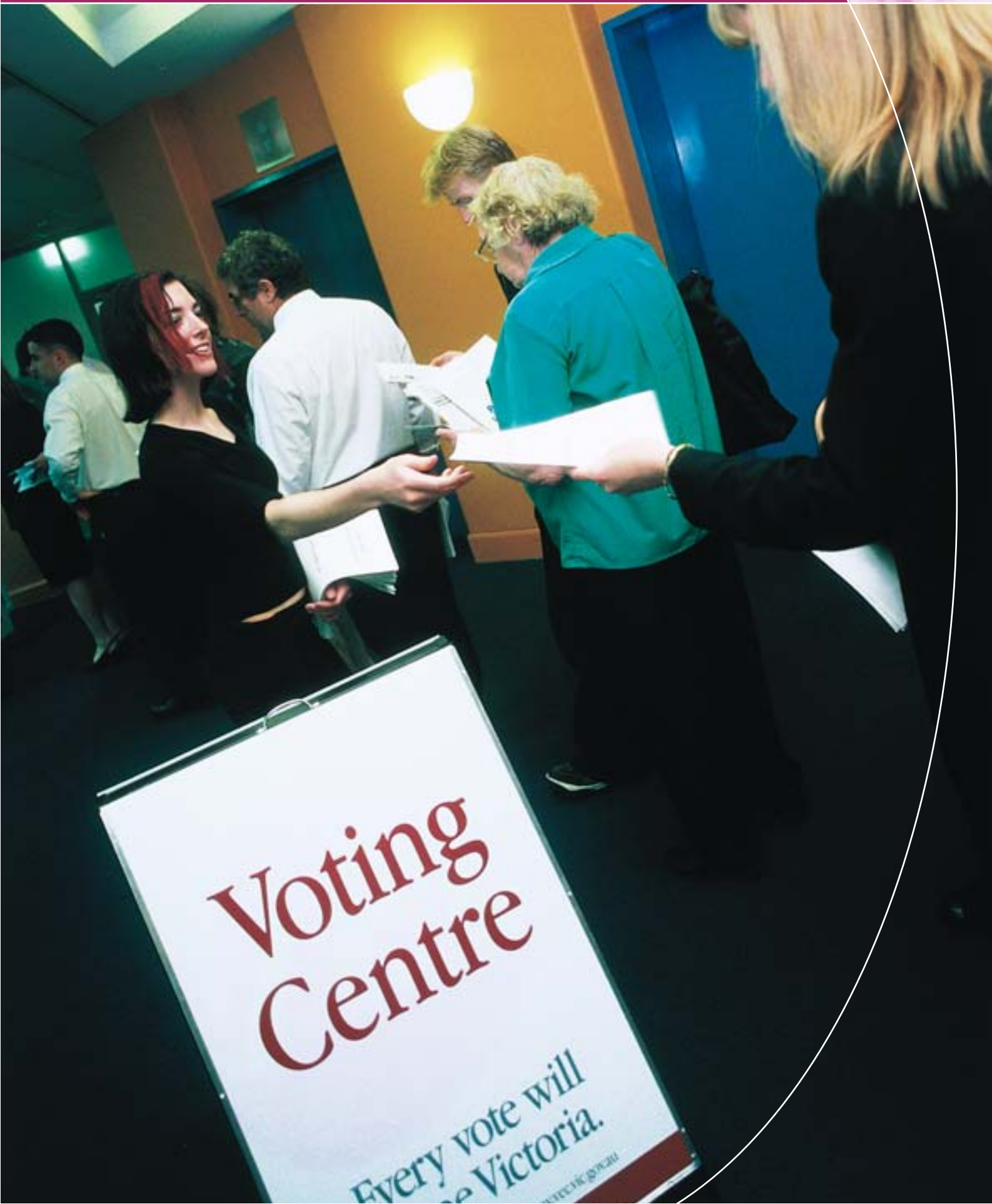
There are many aspects of a State election that require the expertise of external service providers. The contracting of external service providers allows VEC staff to focus on their election-specific areas of expertise. It also ensures that Victorians are provided with the highest quality election services, using the latest technologies and systems.

In early 2002, the VEC entered into contracts with a range of specialist service providers. Contractors were selected after a competitive tendering process, taking into account the quality of their service and value for money.

Contracted services for the State election included:

- information technology;
- election advertising;
- public relations;
- telephone enquiry service;
- printing;
- transport;
- tally room construction;
- election staffing; and
- mail-house services.

Services to registered
political parties and candidates



Services to registered political parties and candidates

Information services to registered political parties and candidates

Providing election stakeholders and participants with information that is accurate and easy to use helps the VEC meet its objective of providing the highest quality election services.

Prior to the earliest possible date of the State election, the VEC conducted briefing sessions for registered political parties on the election process. The sessions provided information on the VEC's preparations for the election, changes to legislation, the role of election managers, postal voting arrangements, nomination procedures, the registration of how-to-vote cards, the VEC's voter information campaign, complaints procedures and public funding of election expenses.

Those attending were also provided with maps showing the location of election managers' offices, early voting centres and election day voting centres. Representatives from eight of the ten registered political parties that contested the election attended these sessions.

A State election information kit was subsequently provided to all members of parliament and registered political parties.

Information to candidates

The VEC provided handbooks and manuals to candidates during the State election. All information materials provided to candidates and scrutineers had been updated to incorporate feedback received following the 1999 State election and to reflect changes to legislation and electoral boundaries.

Election managers provided the information materials to independent candidates. The VEC provided the candidate's kit to the political parties to distribute to their endorsed candidates.

Election support services

Register of political parties

The *Electoral Act 2002* requires the VEC to establish and maintain a register of political parties.

In order to qualify for registration a political party must, at the time of registration, have a written constitution and at least 500 members who are Victorian electors and party members in accordance with the party's rules, and not members of another registered political party or of a party applying for registration.

It is not compulsory for political parties to be registered to contest an election but registration gives a party a number of important entitlements. These include:

- the right to have the party's name on ballot papers;
- a requirement to nominate candidates and an option to register how-to-vote cards centrally with the VEC;
- access to enrolment and voter information on a periodic basis; and
- public funding of election expenses.

There are 15 registered political parties in Victoria, ten of which contested the 2002 election. (See Appendix 13.)



Support for the nominations process

The VEC advertised for nominations in all daily newspapers throughout Victoria on the day after the writ was issued. Election managers provided prospective candidates with a candidate's kit that included:

- the appropriate district or province nomination form;
- a *Candidate's Handbook*;
- a *Guide to scrutineers at State elections* leaflet;
- a *Registration of how-to-vote cards in State elections* leaflet;
- a how-to-vote card declaration form;
- a list of voting centres for the relevant district or province;
- a district or province fact sheet;
- the election manager's contact details;
- key election dates; and
- details on the number of issuing points at each voting centre in the district or province and an estimate of the number of votes expected to be cast.

Election managers offered to meet with each candidate as soon as possible after the acceptance of the candidate's nomination in order to outline the election process and clarify any other matters.

At the 2002 election registered political parties were required to submit their nominations to the VEC. These were processed and loaded directly into the VEC's election management system.

The close of nominations was 12 noon on 14 November 2002 for registered political parties, and 12 noon on 15 November for other candidates.

Candidates

The VEC received a record 477 nominations for the 2002 State election, eclipsing the previous record of 444 candidates in 1992. In 1999, 406 candidates contested the State election.

There were 372 candidates for the 88 Legislative Assembly (Lower House) districts and 97 candidates stood in the 22 Legislative Council (Upper House) provinces.

In addition, four candidates nominated to contest each of the Upper House by-elections in East Yarra and Western provinces.

The increase in the number of candidates was due to the large number of candidates nominated by registered political parties at this election. The Australian Greens contested 106 of the 110 electorates (26 in 1999), the Australian Labor Party and the Liberal Party stood candidates in all 110 electorates (Labor 108, Liberal 100 in 1999) and the National Party nominated 22 candidates (15 in 1999).

Sixty-five candidates stood as independents, compared with 78 at the 1999 election.

Figure 3 – Candidates at recent Victorian State elections*

	2002	1999
Candidates	477	406
Male candidates	319	279
Female candidates	158	127
Party candidates	412	328
Independent candidates	65	78
Most candidates	8	16
Least candidates	3	2
	(25 districts)	(29 districts)

* Includes simultaneous by-elections

The registration of how-to-vote cards

Registered how-to-vote (HTV) cards are the only form of printed electoral material that can be lawfully handed out, distributed or otherwise made available within 400 metres of a voting centre on election day.

The *Electoral Act 2002* allows political parties to register their HTV cards with the VEC and for other persons or organisations to register their HTV cards with the election manager for the electorate in which they wish to distribute HTV cards.

Information about the registration of HTV cards was provided to:

- registered political parties at briefings held prior to the State election; and
- candidates in the kit provided by election managers.

The key dates for the registration of HTV cards at the 2002 State election were:

- submissions by registered political parties to the VEC – between 16 November and 12 noon, 23 November 2002; and
- submissions by other candidates and organisations to election managers – between 18 November and 12 noon, 21 November 2002.



Provision of electoral rolls to candidates

Each candidate in the 2002 State election was provided with a copy of the electoral roll for the relevant electorate on disk. Additional instructions and software were also provided to make the file suitable for use in a mail merge.

Nomination by Dr Robert Dean

On Wednesday, 13 November, the Liberal Party nominated its candidates for the Victorian State election with the Victorian Electoral Commission (VEC), including a nomination by Dr Robert Dean to be the Liberal Party candidate for the electoral district of Gembrook.

When the VEC receives nominations it checks the enrolment register to confirm that candidates are enrolled as at the close of roll for the election.

Section 44 of the *Constitution Act 1975* specifies that a person is qualified to be elected as a member of parliament if, at the close of roll for the election, the person is enrolled and is entitled to vote.

Section 70 of the *Electoral Act 2002* provides the grounds under which a candidate's nomination may be rejected. One of the grounds for rejection is that the candidate is not enrolled to vote at the close of roll for the election.

Figure 4 – Funding of election expenditure at the 2002 Victorian State election

Party	Total candidates	Candidates eligible for funding	Entitlement paid
Australian Labor Party	112	112	\$3,423,844.80
Citizens Electoral Council	18	1	\$3,016.80
Christian Party	5	0	Nil
Australian Democrats	23	1	\$6,313.20
Democratic Labor Party	1	0	Nil
Hope Party	5	0	Nil
Liberal Party	112	112	\$2,507,563.20
National Party*	23	23	\$326,671.84
Socialist Alliance	5	0	Nil
The Australian Greens*	108	106	\$376,588.00
Alexander, H			\$1,825.20
Cumming, C			\$3,906.00
Chamberlain, K			\$2,028.00
Davies, S			\$8,416.80
George, A			\$2,860.80
Hazelman, C			\$6,154.80
Hudson, C			\$3,373.20
Ingram, C			\$16,702.80
Nesbitt, K			\$1,681.20
Hyett, J			\$2,638.80
Platschinda, B			\$5,679.60
Reilly, B			\$2,007.60
Savage, R			\$20,054.40
Sayers, T			\$2,394.00
Sonogan, R			\$2,660.40
Toll, G			\$2,174.40
Westbury, J			\$2,546.40
Whelan, L*			\$12,047.35
Total		373	\$6,743,149.59

* The Australian Greens, National Party and L. Whelan spent less than their entitlement.



Public funding of election expenditure

The *Electoral Act 2002* provides for the public funding of election expenses incurred by registered political parties and candidates contesting Victorian State elections.

Registered political parties and independent candidates that receive four per cent or more of first-preference votes are entitled to \$1.20 for each first-preference vote received.

In the case of a candidate endorsed by a registered political party, payment is made to the registered officer of the relevant political party. In the case of a candidate not endorsed by a registered political party, payment is made to the candidate.

Payment is dependent upon the VEC receiving an audited Statement of Expenditure (SOE) and an audit certificate that states that the auditor received full access to information and has no reason to believe that any matter in the SOE is incorrect.

Where the audited SOE shows that no less than the entitlement has been spent, payment is calculated at \$1.20 for each first-preference vote received. Where the SOE reveals that an amount less than the entitlement has been spent, payment is for the amount specified in the SOE. A summary of the returns is presented in Figure 4.

The deadline for applications for the funding of election expenses was 19 April 2003. The VEC made payment of the entitlement within 30 days of receipt of an audited SOE.

The VEC's performance in providing services to registered political parties and candidates

The VEC engaged Sweeney Research to conduct interviews with representatives of five registered political parties and a survey of candidates. The feedback from these election stakeholders and participants will be used to assist with the evaluation of the VEC's management of the 2002 election and the planning of future elections.

Services to political parties

Sweeney Research conducted interviews with representatives from the Australian Labor Party, the Liberal Party, the National Party, the Australian Greens and the Australian Democrats. Interviews took place in February 2003.

Overall, the political parties were satisfied with the management of the election and the services provided by the VEC and the Electoral Commissioner. The VEC was seen as an efficient organisation that had improved its services since the 1999 election.

Major findings included:

- the Electoral Commissioner and VEC staff were commended for their professionalism, helpfulness and the quality of the information they provided;
- all political parties complimented the VEC's communications campaign, describing it as "excellent", "recognisable, extensive and effective". The choice of a theme and the consistency of the message were also praised;
- the electronic lodgement of nominations was considered more convenient and to have worked well, although it was suggested that the amount of information requested should be reviewed;
- changes to the postal voting system were regarded as improvements that generally worked well, though some concerns were raised by the parties about delays experienced by voters awaiting the delivery of postal voting material;
- most of the parties would like to see the number of early voting centres increased; and
- the counting of votes was considered to have gone well, and the counting of postal votes on election night was seen as a positive improvement. Some criticisms were made regarding delays posting progressive results to the VEC website.

As discussed earlier in this report, a number of changes had been made to electoral legislation and boundaries, and to election processes prior to the 2002 election. Only limited comment was made about the new *Electoral Act* beyond the improvements to the procedures for nominations and the registration of how-to-vote cards. Most parties considered that it was too soon to consider changes to the Act and said that they would wait until the next election to fully assess its impact.

The political parties generally believed that fixed four-year terms would enable the VEC to make further improvements to the management of elections in Victoria. Specific mention was made of:

- updating the electoral roll;
- providing information about election services and processes to election participants well before the election; and
- planning the location of voting centres.

The VEC did not receive any formal complaints from registered political parties about its performance during or after the election.

Services to candidates


In February 2003 Sweeney Research conducted a telephone survey of 71 randomly selected candidates who had contested the 2002 State election. The sample included 31 successful and 40 unsuccessful candidates who had stood as either independents or as representatives of a political party.

The quota of 40 successful candidates was not achieved because some potential respondents declined to participate in the research. As a result members of parliament, including ministers, were under-represented in the survey.

Overall 93% of all candidates were satisfied with the VEC's management of the election (54% were very satisfied, up from 22% in 1999).

Other significant results included:

- 93% rated the candidate's information kit as effective or very effective in providing them with useful information about standing as a candidate;
- 30% of candidates were dissatisfied with the processing of postal votes (down from 72% in 1999), because they believed that some voters did not receive ballot papers in sufficient time to vote;
- 91% were satisfied with the operation of voting centres;
- 79% of candidates were satisfied with the management of early voting centres. Of the 11% who were dissatisfied some thought there were too many centres, while others believed there were not enough;
- 76% were satisfied with the operation of mobile voting services (up from 60% in 1999);
- four in ten candidates felt services to voters with a disability and voters from culturally and linguistically diverse backgrounds needed to be improved. However equal numbers of respondents were satisfied with the services provided by the VEC to these voters;



- 83% of candidates were satisfied with the counting of votes; and
- the performance of the VEC's election managers was rated very highly by candidates. All candidates (100%) said that election managers acted impartially at all times, 97% were satisfied with the responses to enquiries provided by election managers, and 95% were satisfied with the way election managers processed nominations.

Complaints about candidates

During the course of the State election, the VEC received 49 complaints about political parties or candidates.

Twenty-two complaints related to the inclusion of postal voting applications in campaign material sent by political parties and candidates. Complainants alleged that the campaign material and postal voting applications distributed by the Liberal Party were too similar in appearance and style to electoral information posted to all electors by the VEC prior to the announcement of the election.

Under the *Electoral Act 2002* (s.101), organisations and individuals other than the VEC are able to reproduce postal voting application forms and include them with campaign materials.

The VEC will hold further discussions with political parties regarding this issue.

The majority of the remaining complaints received by the VEC related to the failure of candidates to appropriately authorise electoral material or alleged that material was misleading.

Where a complaint regarding the authorisation of material was upheld, the election manager asked the candidate to appropriately amend the material.

No complaints regarding allegedly misleading material were upheld. Previous court decisions have determined that electoral advertising is only misleading when it acts to mislead or deceive an elector in relation to the actual casting of their vote. Most election comment, however, does not come within the scope of Victoria's electoral law, as it does not refer to the manner in which a person will mark their ballot paper.

No prosecutions resulted from any of the written complaints lodged.

Complaints by candidates about the VEC's conduct of the State election

A total of ten complaints were received from candidates or their supporters regarding the VEC's conduct of the 2002 State election.

Four were about postal voting and are discussed in the following chapter, Services to voters.

Other complaints related to VEC advertising, the location of voting centres, services provided at voting centres, and voting procedures.

Recommended service improvements

The VEC will further improve election services delivered to political parties and candidates at the next State election.

Communication with political parties and candidates

Following the 2002 election, representatives of some political parties noted that they would prefer to receive information from the VEC about legislative changes, changes to procedures, service initiatives and other information well before the start of the election. With the introduction of fixed-term elections this will be possible.

The VEC will also publish the election information kit well in advance of the start of the election and will nominate an officer as a primary contact during an election, to ensure that communication between the VEC and political parties and candidates is more effective.

Postal voting applications

The VEC received a number of complaints about the postal voting applications distributed by political parties at the 2002 election. Primarily these related to the appearance of the application and the privacy of information provided by electors on their applications.

The VEC will discuss the appearance and distribution of postal voting applications with political parties prior to the next election.

The VEC also believes that it is important to ensure that postal voting applications comply with privacy principles and legislation. At future State elections people completing a postal vote application should therefore be asked if they wish to have the party's how-to-vote material sent to them. The VEC recommends legislative change on this matter.

Election hotlines

Election hotlines operated by some political parties during the 2002 State election caused confusion among some voters. To minimise confusion in the future, the VEC will ask political parties to clearly identify that their advertised hotline is run by the party, and is not the VEC's number that voters should call for election information.

Election results

As requested by political parties, the VEC will provide registered parties with the official results for each electorate immediately following the declaration of the election.

Services to voters



Services to voters

Enrolment

Recoding electors following the redivision of electoral boundaries

In March 2002 the VEC completed the recoding of the 3.2 million electors on the enrolment register to take account of the new electoral boundaries. All changes to the enrolment register were validated using geographic information provided by Land Victoria.

Enrolment initiatives in the lead-up to the 2002 State election

Encouraging 17- and 18-year-olds to enrol

In the lead-up to the 2002 State election the VEC, in conjunction with its advertising agency Grey Worldwide, developed and implemented a highly-targeted campaign to encourage young Victorians to enrol. Those eligible to vote for the first time were a particular focus of the campaign.

The VEC identified that approximately 150,000 young Victorians were eligible to vote for the first time at the 2002 State election, yet statistics showed that less than two-thirds of 17- and 18-year-olds were enrolled. The theme of the campaign was: *Turning 18? There's heaps you can do when you turn 18. Like vote!*

Seventeen-year olds are a focus of enrolment campaigns as they can enrol provisionally and vote at 18.

The VEC placed advertising, including an enrolment form, and published an article encouraging students to enrol in *Stuff* magazine, which was distributed free-of-charge to all Year 12 students in September 2002. The advertisement was later adapted into a postcard for distribution in cafés and cinemas throughout Melbourne and parts of regional Victoria in late October, just prior to the announcement of the election.

An on-line enrolment campaign to encourage 17- and 18-year-olds to enrol in the lead-up to the election was developed and implemented as a trial. This four-week campaign used the same *Turning 18?* theme and ran during October and the first week of November.

By placing advertising on the NineMSN and Yahoo networks this campaign was able to specifically target users of these sites who were aged 17-20 and living in Victoria. A range of advertisements appeared on sites across both networks. Users who clicked on the advertisements were directed to a specially designed web page that contained information about enrolling to vote and an enrolment form for download.

The trial of on-line enrolment advertising was limited in scope but the results suggested that although young people are reportedly high-volume users of the internet the inability to enrol on-line reduced the overall effectiveness of the campaign. Additionally, anecdotal feedback suggests that on-line advertising is still seen by many users as 'wallpaper'. Of the 448,047 advertisements served, 627 users clicked through to the enrolment page and 127 of these downloaded an enrolment form.



Enrolment confirmation mail-out

Changes to State electoral boundaries announced in October 2001 by the Electoral Boundaries Commission meant that more than 1.1 million Victorians would vote in a different electorate at the next Victorian State election.

In August and September 2002 the VEC sent an enrolment confirmation card to each of Victoria's 3.2 million electors to advise them of the electorates where they were enrolled to vote and to confirm their enrolment details.

It was decided that a card should be sent to all electors, not just those affected by the boundary changes, to avoid confusion and to encourage electors to keep their enrolment up to date prior to the State election.

The card encouraged electors to check that they were correctly enrolled. Those who needed to update their enrolment were asked to complete and return the enrolment form attached to the card.

As a result of this mail-out almost 100,000 electors updated their enrolment details. This was the first time that the VEC had direct mailed all enrolled electors.

Removal of electors from the enrolment register

A large number of enrolment confirmation cards were returned to the VEC as 'return to sender' mail. As a result, the VEC sent 34,316 elector records to the Australian Electoral Commission (AEC) for objection processing in accordance with Federal and Victorian electoral law.

The AEC reviewed the list and sent 29,347 letters of objection. (This letter informed the elector of the AEC's intention to remove the elector's name from the enrolment register if they did not respond within 28 days.) A small number of electors did respond, but 27,169 electors were removed from the enrolment register as a result of the objections process.

Changes to electoral legislation affecting enrolment

Under the *Electoral Act 2002*, Victorians must be enrolled at their principal place of residence to be eligible to vote. The new legislation means that people who have changed their principal place of residence more than three months before election day without updating their enrolment are not permitted to vote at that election.

In early October 2002, the VEC launched a two-week advertising campaign to alert voters to the legislative change and to encourage them to update their enrolment. The enrolment campaign comprised advertising in all Victorian daily newspapers and on commercial radio stations across the State.

As a result of this campaign the VEC processed some 1,900 enrolments a day – five times the usual number – in the last two weeks of October.

Other ongoing enrolment initiatives

To maintain the accuracy of the enrolment register on an ongoing basis the VEC has developed a range of strategic programs to help Victorians to enrol or update their enrolment. The VEC sends enrolment brochures to:

- Victorians when they turn 17 and become eligible to provisionally enrol; and
- electors who have changed their address and need to update their enrolment details.

Sending an enrolment brochure to electors prompts people to act when they might otherwise be inclined to delay enrolling or updating their enrolment until an election is called.

The VEC has ongoing enrolment partnerships with 10 organisations. In 2001-2002 the VEC collected 94,744 enrolments through its strategic enrolment programs and partnerships.

Close of roll

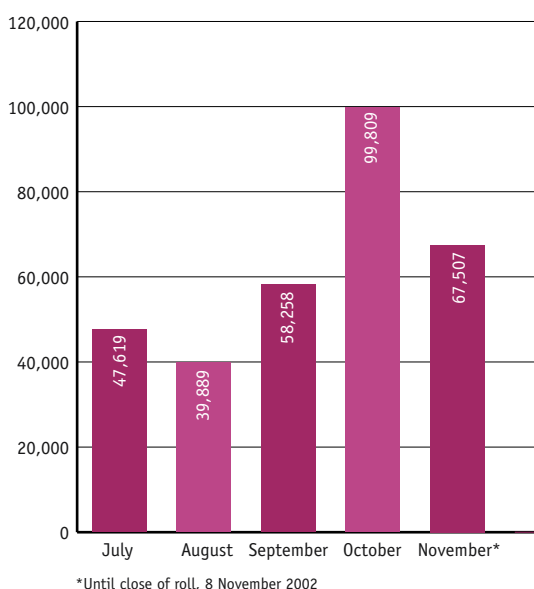
Once the State election was announced on 4 November 2002, eligible electors had four days to ensure they were on the electoral roll and that their enrolment details were correct. Under new electoral law the deadline for enrolment was extended from 6.00 pm to 8.00pm on the close of rolls day.

The VEC was successful in having television and radio advertisements aired throughout Victoria within hours of the announcement of the election and full-page newspaper advertisements printed during the week, ensuring that as many people as possible took the opportunity to check that their enrolment details were correct.

Voters were able to update their enrolments on the spot at 72 election offices throughout the State pick up an enrolment form at any Coles supermarket or post office or download a form from the VEC's website. At this election, electors were able to fax enrolment forms to the VEC for the first time, as well as post or hand-deliver the form.

The VEC processed 21,158 new enrolments and 34,003 enrolment updates in the four days before the enrolment deadline. At the close of rolls at 8.00 pm on Friday, 8 November 3,228,466 people were enrolled to vote in the 2002 election, compared with 3,130,338 at the 1999 State election. (Appendix 2 contains details of province and district enrolments at the close of roll.)

**Figure 5 – Enrolments processed by the VEC
July – November 2002**



Voting

Arrangements for voting before election day

The VEC made arrangements for voters who could not get to a voting centre on election day. A total of 318,198 Victorians voted before election day. This represented 10.6% of all votes cast, and is an increase on the number of votes cast before election day at previous State elections.

At the 1999 State election 276,780 votes were cast before election day (9.5% of all votes) and at the 1996 State election there were 177,361 (6.3%).

This increase may have occurred because some political parties encouraged postal voting by mailing postal vote application forms to many electors at the start of the election period and also because changes to legislation enabled the appointment of a larger number of early mobile voting centres. Increased awareness of services may also have encouraged more people with commitments on election day to vote beforehand.

Voting in person

Voting in person was possible at any of the 79 early voting centres throughout the State prior to election day. These locations are listed in Appendix 3 of this report.

Early voting centres were open for two weeks prior to election day, from Monday, 18 to Friday, 29 November. In addition to business hours, these centres were open late on Thursday, 28 November and on Saturday, 23 November in recognition of the needs of members of the community requiring the opportunity to vote outside business hours.

In most cases the election manager's office was considered to be appropriately located for the purposes of voting prior to election day. However, an additional 26 voting centres were established to supplement election managers' offices, including at Melbourne Airport.

The use of laptop computers at all early voting centres enabled voters to cast their ballot without having to complete a declaration envelope, making voting much quicker.

There were 163,712 votes cast at the early voting centres prior to election day.

Early mobile voting

The Electoral Commissioner has the power to appoint certain institutions as early mobile voting centres to enable electors in those institutions to vote on the spot when a mobile polling team visits in the lead-up to a State election.

Prior to the 2002 State election, the VEC conducted a review of the election services provided to institutions that were appointed as special hospitals at the 1999 State election. The VEC contacted these institutions (and others) to ask what type of electoral services would best meet their residents' requirements. Most institutions contacted requested a visit from a mobile voting team during the election.

There were 878 mobile voting centres appointed for the 2002 State election, compared with 471 locations in 1999. Under the *Electoral Act 2002* the VEC is able to appoint a larger range of institutions as early mobile voting centres than was possible under previous legislation.

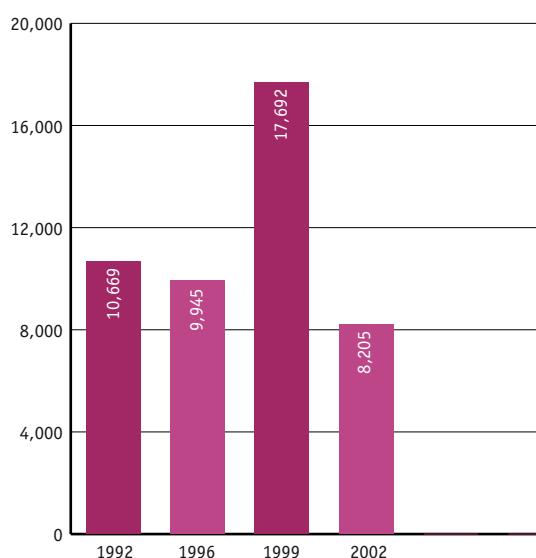
There were 22,179 votes cast at mobile voting centres during a two-week period prior to election day, a substantial increase on the 11,611 votes cast at the 1999 State election.

Voting at interstate and overseas locations

Voting was possible prior to election day at 12 interstate and 35 overseas locations. These locations are listed in Appendix 4 of this report.

A total of 8,205 votes were cast outside Victoria during the State election. This compares with 17,692 votes cast at the 1999 votes State election and 9,945 votes at the 1996 State election. Unlike 1999, the 2002 election was not held during school holidays when more voters are likely to be interstate or overseas.

Figure 6 – Votes cast at interstate and overseas locations at Victorian State elections 1992 - 2002



Voting by post

Voters who would not be able to vote at a voting centre on election day were able to vote by post by:

- picking up an application from any post office in Victoria;
- downloading a postal vote application from the VEC's website;
- telephoning the VEC's telephone enquiry service and having an application form posted to them; or
- using an application form provided by a political party.

At this election, postal vote applications were scanned and processed electronically, which eliminated labour-intensive handling of paper applications and helped to ensure the efficient delivery of ballot papers to electors. The VEC's election management system also enabled election officials and hotline staff to track all applications and inform electors of the status of their application.

When ballot papers were returned, declarations were able to be quickly checked against the electors' signatures contained on the scanned image of the postal vote applications, removing the need to sort through thousands of forms to validate the signatures, as happened in the past. This improved processing system meant that most postal votes were included in the count on election night for the first time. (In the past all postal votes were counted in the days following the election.)

During the nine days of postal voting the VEC processed a record 170,000 applications for postal votes, which represents an extraordinary effort during a very small timeframe.

However, the VEC received a number of complaints from electors and political parties regarding the apparent non-delivery of some postal votes. (Electors who contacted the VEC because they had not received their postal voting material were sent a replacement by Express Post, where time permitted).

All postal vote applications were processed on the day they were received. However, the VEC does not have total control of the postal voting process, and Australia Post remains an important partner in the postal voting system.



The VEC will continue to work with Australia Post as part of its review of the election in order to identify strategies for improving the delivery of postal votes. At the next election the VEC is considering using a specific type of 'Express Post' for the delivery of all postal voting material. This will enable the VEC and Australia Post to track postal voting material from the time the VEC process an application through to delivery to the post office.

Registered general postal voters

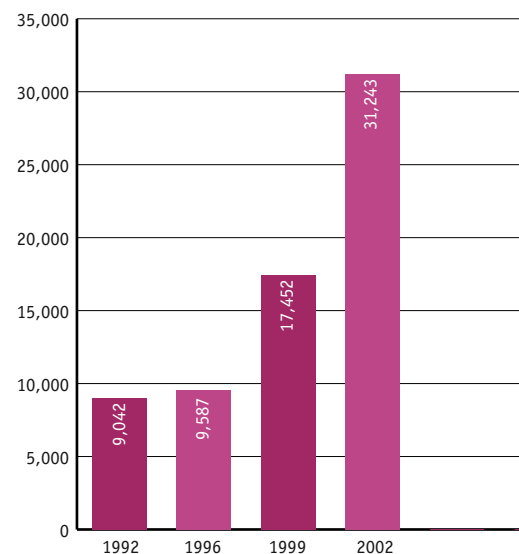
Voters who satisfy certain statutory requirements regarding their ability to vote at a voting centre at election time are eligible for registration as general postal voters.

By registering as a general postal voter, electors automatically receive ballot papers in the mail for all State elections.

There were 31,243 registered general postal voters at the 2002 State election. This is a significantly greater number than at previous State elections (17,452 in 1999, 9,587 in 1996).

The increase was mainly due to legislative changes prior to the 1999 State election increasing eligibility for registration, and initiatives by the VEC and the Australian Electoral Commission to increase public awareness of this facility amongst voters who find it difficult to vote at voting centres.

Figure 7 – Registered general postal voters at Victorian State elections 1992 - 2002



Antarctic voting

An 'Antarctic elector' is an elector who has made a request under the *Electoral Act 2002* to be treated as an Antarctic elector while employed in Antarctica.

At the 2002 State election there were seven Antarctic voters.

Arrangements for voting on election day

Voting took place between 8.00 am and 6.00 pm at 1,655 voting centres throughout Victoria on election day, Saturday, 30 November 2002.

The resourcing of voting centres was a major challenge. Figure 8 shows the scale of this task. The VEC recycles all paper products following an election.

Figure 8 – Materials printed for the 2002 State election

Ballot papers	25,320,000
Forms and manuals	324,937
Ballot boxes	7,235
Cardboard voting compartments	23,822
Electoral rolls	16,831

Voters were able to vote at a voting centre within their electorate (cast an 'ordinary vote'), or vote at any other voting centre in the State outside their electorate by casting an 'absent vote'.

A total of 2,689,140 votes were cast on election day. These included 230,516 absent votes (226,608 at the 1999 State election and 203,908 at the 1996 State election).

Voting centres were established mainly in schools and community halls selected by election managers during preparation for the election. Where possible, buildings with wheelchair access were selected as voting centres, within the constraints of an election – the date of the election is not known in advance, the very short election timeline and the fact that electoral authorities do not own the buildings used as voting centres.

An accessibility audit of venues selected as voting centres was conducted and all centres were classified according to recognised national accessibility standards.

Voting centre locations were advertised in all major Victorian newspapers on election day, published on-line and were also available through the VEC's telephone enquiry service.

Electronic marking of the roll

The use of 390 laptop computers at all early voting centres and 49 election day voting centres made the processing of votes cast outside the electors district faster and simpler. This innovation allowed election officials to confirm a voter's enrolment on an electronic electoral roll, removing the need for subsequent authentication and allowing the vote to be automatically included into the count.

Improving services for voters with a disability

Following the 1999 State election, the VEC conducted a review to assist with further improving access to electoral services and information for voters with a disability. In 2001 the VEC developed a Disability Action Plan following consultation with organisations representing people with a disability in Victoria.

A number of initiatives were introduced at the 2002 State election improving access to electoral information and voting. These included:

- customised election information for people with special needs was distributed through established community communication networks;
- a text telephone (TTY) was installed to help people with hearing impairment to communicate with the VEC and easily obtain election information;
- election officials were trained to recognise the special needs of people with disabilities and to provide appropriate assistance;
- magnifying tools and large user-friendly pencils were available at all voting centres and early voting centres; and



- an accessibility audit of all venues used as voting centres was conducted. Following the audit all voting centres were, for the first time, classified according to recognised national standards as having either full wheelchair access, access with assistance or no wheelchair access.

The VEC advised prospective candidates and political parties of these service enhancements prior to the election.

The VEC also provided tabletop voting screens at all voting centres and instructed election officials to assist electors with a disability if requested.

Services for voters with a visual impairment

At the 2002 Victorian State election the VEC established as a trial special early voting centres at four Vision Australia premises (Kooyong, Essendon, Bendigo and Ballarat) to enable people to cast an early vote using a range of specialised tools available at the centres.

At the centres, voters were able to use:

- braille ballot paper templates, enabling people with vision impairment to vote unassisted;
- closed circuit television and electronic magnifiers to enlarge text on the ballot papers;
- enhanced lighting; and
- special pencils for better grip.

The early voting centres were open from 9.00 am to 5.00 pm from Monday, 25 to Friday, 29 November. These centres were managed and operated by Vision Australia employees and volunteers who were familiar with the needs of vision impaired voters. All staff undertook a modified version of the VEC's training programme.

The VEC closely monitored and provided support to each of the centres during the election. Close links were also established between each of the Vision Australia voting centres and the local election office.

The number of votes cast at the four Vision Australia early voting centres were:

- Kooyong 238
- Essendon 135
- Bendigo 168
- Ballarat 232

As part of the review of the 2002 election the services provided to voters with a disability, including the trial at Vision Australia, will be evaluated and opportunities to further improve services examined.

Assistance for voters from culturally and linguistically diverse backgrounds

At voting centres located in areas with large numbers of voters from culturally and linguistically diverse (CALD) backgrounds, election managers sought to employ multi-lingual election officials.

The VEC employed 522 multi-lingual election officials on election day who were able to assist voters and answer enquiries in their community language.

At all voting centres information about how to cast a formal vote was displayed in 16 languages on a large poster.



Communication services

Beginning on 4 November 2002, the day the election was announced, the VEC implemented an extensive communications campaign to increase public awareness, understanding and participation in the 2002 Victorian State election.

The campaign had four specific objectives:

- encourage electors to enrol or update their enrolment;
- inform electors about how and where to vote;
- minimise informal voting; and
- maximise voter participation at the election.

The communication campaign developed and implemented by the VEC relied on advertising, public relations, publications, an election hotline and the VEC’s website to inform Victorian voters about election services and arrangements.

The campaign communicated the following key information:

- election dates;
- how to enrol;
- how to become a candidate;
- how to vote before election day;
- how to register how-to-vote cards;
- the names of candidates;
- how to cast a formal vote;
- where to vote on election day; and
- summary election results and the names of successful candidates.

State election advertising campaign

Following a competitive tendering process Grey Worldwide was appointed to develop and manage the implementation of the advertising campaign for the 2002 State election.

The theme of the campaign was *‘Every vote will shape Victoria’*, which emphasised the collective effect of voting and the value of every vote.

‘Claymation’ was the central visual device used to illustrate this theme. In each of the television advertisements a piece of clay was gradually shaped by a group of hands and through this collective effort it evolved into different forms representing rural Victoria, Melbourne and eventually a map of Victoria, as the words *‘Every vote will shape Victoria’* appeared on screen.

The advertising campaign for the 2002 State election comprised television, radio, internet and newspaper advertisements. The advertisements all used the campaign theme and imagery and were focused on key electoral messages appropriate to the five phases of the election. Extensive advertising appeared in Victorian metropolitan, regional and ethnic media.

Images from the advertising campaign were also incorporated into VEC publications and used at the tally room on election night. A full list of where the VEC placed advertising during the election is provided in Appendix 5. Samples of the press advertising appear in Appendix 6.

Figure 9 – Advertising spending by media*

Newspaper	Radio	Television	On-line	Total
\$826,495	\$363,756	\$780,401	\$34,500	\$2,005,152
41%	18%	39%	2%	

*Placement costs only.

The VEC’s communication campaign included specific strategies developed to provide election information to electors from culturally diverse backgrounds, electors with a disability and young electors. Activities and materials were designed to ensure these electors received information to help them understand and participate in the election. (More information about targeted communication services appears below.)



Advertising in rural Victoria

As with previous State elections, the VEC ran a full range of advertising on regional television and radio and in eight regional newspapers. In addition, the VEC placed advertisements in 65 country newspapers for the first time (but not suburban newspapers). These advertisements informed voters how to vote before election day and where to find more information about where to vote on election day.

Some small country newspapers considered this advertising insufficient. They criticised the VEC and were unwilling to publish election information useful to voters contained in the VEC's media releases.

The VEC engaged independent media strategists to ensure that media selection was effective in ensuring that key election information was communicated to voters throughout Victoria, while ensuring best value for public money.

Research conducted after the election found that awareness of the VEC's advertising and key election information was higher in regional and rural Victoria than in Melbourne.

The VEC will review its advertising arrangements and media selection policy prior to the next State election.

Figure 10 – Advertising spending in regional media*

Newspaper	Radio	Television	Total
\$110,429	\$71,290	\$96,260	\$277,979
40%	26%	35%	

*Figure 10 includes only advertising in rural and regional media and excludes the cost of advertising in statewide media.

Information services for voters from culturally and linguistically diverse backgrounds

To assist voters from culturally and linguistically diverse (CALD) backgrounds the advertising campaign for the 2002 State election included advertisements in 16 ethnic newspapers and on seven ethnic radio stations (see Appendix 5 for details). Information was advertised in a total of 12 languages. The proportion of the voter information campaign budget spent on ethnic advertising was seven per cent, above the five per cent minimum required by government policy.

A telephone interpreting service for electors from culturally and linguistically diverse backgrounds was also provided during the election. Advertising in both the ethnic media and in the English language press referred people to this service.

VITS Language Link was engaged to provide multi-lingual telephone and translation services. The service had 12 language-specific telephone lines and an additional line for other languages.

Callers dialling a language-specific number heard a message in their own language on the subject of their choice, such as enrolment or how to vote correctly. If the caller needed more information they were put through to an interpreter, who in turn connected to the VEC's mainstream telephone enquiry service for a conference call.

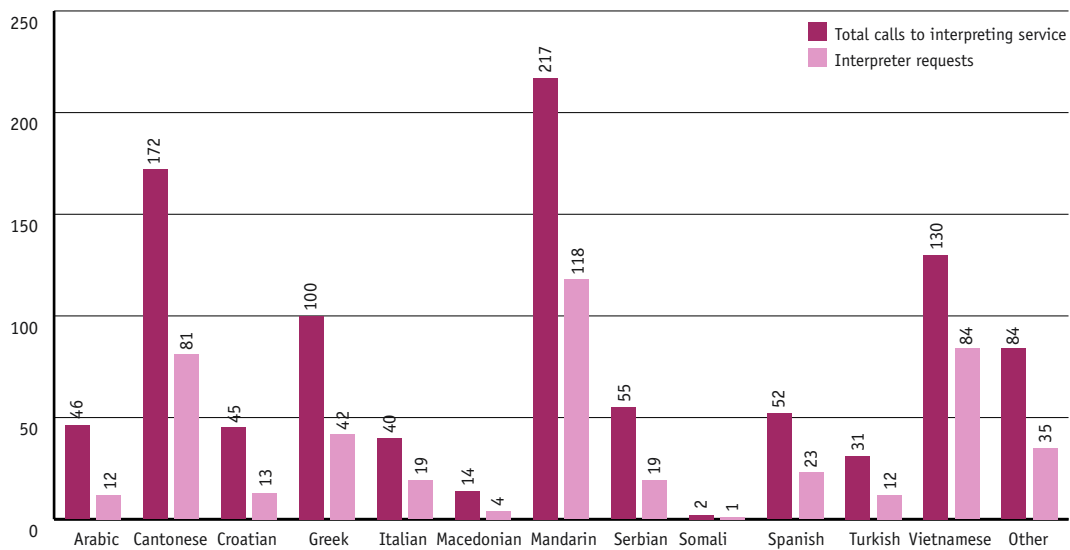
Over the 25-day election period the multi-lingual enquiry service received a total of 988 calls, 463 of which were connected to an interpreter.

Figure 11 – Ethnic advertising spending by media*

Newspaper	Radio	Total
\$97,074	\$43,768	\$140,842
69%	31%	

*Ethnic advertising constituted 7% of media spending.

Figure 12 – Calls to the VEC’s multi-lingual telephone service at the 2002 Victorian State Election



Information services for visually impaired electors

In conjunction with Vision Australia the VEC provided information to visually impaired electors on audiocassettes and in braille and large print documents. These materials were distributed to disability organisations, libraries and individuals.

Advertising on 3RPH (Radio Print Handicapped) and a successful public relations campaign were also implemented to support and publicise services for vision-impaired voters. A representative from Vision Australia was interviewed by WIN Television and the Electoral Commissioner was interviewed on 3RPH about the services for visually impaired voters trialled by the VEC at this election. Articles about the service were published in metropolitan and regional daily newspapers.



©Herald Sun, 12 November 2003, Nadia Mirauo.

Telephone enquiry service

The election hotline was again outsourced at this election as the VEC does not have the ongoing telecommunication infrastructure nor the staff necessary to operate a call centre to deal successfully and efficiently with the large volume of calls that occur during a State election.

Tenders were invited from potential contractors to operate the telephone enquiry service as a specialised call centre. Pracom Pty Ltd was the successful tenderer.

The national '13 13 16' number operated from 8.00 am to 10.00 pm, Monday to Saturday, to provide information and assistance to electors.

The telephone enquiry service answered 96,779 calls during the election period (compared with 67,945 in 1999). Up to 80 trained consultants were available to answer calls. The VEC provided all operators with information to enable operators to answer questions regarding:

- how and where to enrol;
- how and where to contact an election manager and to nominate as a candidate;
- the location of interstate and overseas voting centres;
- how to vote by post or in person before election day;
- the location of early mobile voting centres; and
- how and where to vote on election day.

Using this system, operators were able to access information on their computer screens to ensure that all telephone enquiries were answered quickly and accurately. Calls that were outside the scope of the data on the customer service operators' computers were escalated to team leaders. Any enquiry requiring a more detailed interpretation of the electoral content was referred to a VEC representative on the floor and, if necessary, the enquiry could be transferred to the VEC's head office for final resolution of the matter.

All State election advertising publicised the 13 13 16 hotline number.

VEC website – vec.vic.gov.au

Election information required by voters and candidates was available on the VEC's website, which was updated for the State election.

Electoral profiles including maps and statistical data were available on the site, along with key election dates, and enrolment and postal voting application forms.

The website also contained specific information relevant to each phase of the election:

- Pre-nomination period – a progressively updated list of candidates' names and phone numbers, details about how to enrol and the deadline for enrolling.
- Post nomination period – a complete list of candidates in ballot paper order, and information on how and where to vote.
- Election day – information about where to vote.
- Election night – progressive results for each district and province updated as votes were counted.
- Post election – progressive and final results for each district and province, the names of elected candidates and the state of the parties.

Information for students and teachers

In October the VEC published the second edition of its teacher resource kit, *Your opinion counts – young people and voting*. This resource for teachers explores the themes of human rights, democracy and the right to vote, and is designed to foster an ongoing interest in the political process. It also incorporates new classroom activities and discussion topics.

Your opinion counts was distributed to all co-ordinators of Studies of Society and Environment in each secondary school in Victoria in October 2002. One of the modules in the kit was an activity sheet that helped students follow the State election.

Compulsory voting enforcement

The enforcement of compulsory voting at Victorian State elections is governed by the *Electoral Act 2002*.

Compulsory voting enforcement was managed at the VEC's central processing centre. Following the election electoral rolls were scanned to identify the names of electors who appeared not to have voted.

In early February 2003 the VEC sent a failure to vote notice to 143,943 electors. The notice requested that people either provide a reason for not voting; explain how they voted; or pay the \$50 penalty.

Regrettably some electors were sent a failure to vote notice when they had in fact voted. The VEC quickly identified the cause of this error and the voters affected. These voters were sent a letter apologising for the mistake and asked to ignore the failure to vote notice.

Electors who fell into certain categories were not sent failure to vote notices. These included those who had provided a valid and sufficient excuse to election managers or the VEC during or after the election, and electors who were over 70 years of age or deceased.

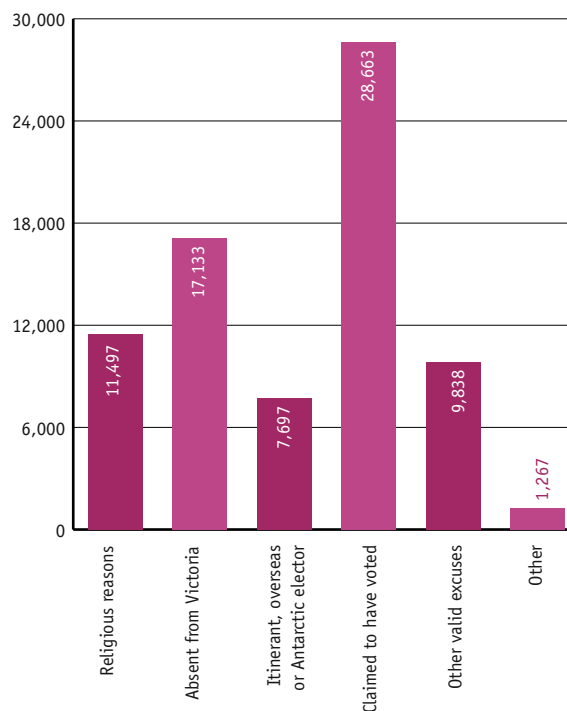
Figure 13 – Compulsory voting enforcement*

Total voters enrolled	3,228,466
Total votes counted	3,007,598
Electors who did not vote	220,868
Failure to vote notices sent	143,943
Fines paid	\$239,815

* As at 22 April 2003.

The non-payment of penalties for failure to vote has been a continuing problem. Under the *Electoral Act 2002*, the processing of non-voters who fail to pay the penalty may be handled through the PERIN system (Penalty Enforcement by Registration of Infringement Notice) and the penalty for not voting has been increased from \$40 to \$50. At the time of writing it is too early to see if these changes have resulted in any improvement in the payment of fines.

Figure 14 – Voters excused for failing to vote





The VEC's performance in providing services to voters

Enrolment

A record number of Victorians responded to the VEC's call for enrolments in the lead-up to the 2002 State election.

Between August 2002 and the close of the roll on 8 November more than 265,000 Victorians enrolled to vote or updated their enrolment, which meant that the VEC processed 100,000 more new or updated enrolments than in the lead-up to the 1999 election.

Voter participation

Voter participation and informal voting rates are useful indicators of the health of an electoral system. It is important to note, however, that these may be affected by factors other than the services provided by an electoral authority including interest in the election, election issues, the geography and the demographic composition of the electorate and even the weather on election day.

Communications campaigns produced by the VEC at parliamentary elections seek to maximise voter participation and reduce informal voting by providing Victorians with all the information they need to participate fully in an election.

Voter turnout at the 2002 State election was 93.16%. This was comparable with the 93.23% recorded at the 1999 State election and 94.1% recorded in 1996.

Informal voting

The rate of informal voting at the 2002 election was 3.42%, compared with 3.02% at the 1999 State election. The rate of informal voting in 2002 was very close to the long term average for Victorian State elections (3.10 per cent for the seven elections held since 1982.)

The increase may be due to the record 477 candidates contesting the 2002 election. At this election every electorate had at least three candidates, compared to the 1999 election where in 29 electorates there were only 2 candidates.

Figure 15 – Distribution of candidates contesting Victorian State elections by electorate

Number of candidates	Number of electorates 2002	Number of electorates 1999
2		29
3	25	37
4	50	23
5	25	12
6	8	8
7	3	3
8	1	
16		1

Evaluation of election services

The VEC engaged Sweeney Research to conduct surveys of voters following the 2002 State election. The purpose of the survey was to evaluate satisfaction with the services provided by the VEC to assist voters during the election.

The research commenced on election day, Saturday, 30 November 2002, and comprised 600 interviews with voters (including 200 face-to-face interviews at voting centres on election day and 400 telephone interviews with voters immediately following the election). Face-to-face and telephone interviews were also conducted with absent, early and postal voters to evaluate the election services provided to them. The sample included voters from Melbourne and regional and rural Victoria.

A small survey (50 respondents) of voters who used the special early voting centres trialled at Vision Australia was also conducted.

Voting before election day

Seventy-three per cent of those surveyed who voted before election day and recalled seeing advertising by the VEC felt it was effective in providing information about the election.

Postal voting

The inability to attend a voting centre, due to a disability or illness, was the main reason for lodging a postal vote. Over a quarter (27%) of those who lodged a postal vote did so because of a disability, and close to one in five (19%) voted by post because of illness. These findings were consistent with the 1999 survey results.

Respondents were asked how satisfied they were with the efficiency of the postal voting system. Nearly two thirds (65%) were 'very satisfied' with the service and over a quarter (27%) were 'satisfied'. The proportion of postal voters who were 'very satisfied' with the provision of ballot papers had increased from the previous election (57% in 1999).

Respondents were asked how satisfied they were with the information provided about how to complete a postal vote. Most voters (88%) were satisfied or very satisfied with the service.

Early voting

Nearly a quarter of voters (23%) who attended an early voting centre did so because they expected to be outside their electorate on election day. Over a third of early voters were either on an interstate holiday (18%) or business trip (18%).

Nearly all early voters (97%) were either very or quite satisfied with their experience at the voting centre.

Nearly all voters (95%) were very or quite satisfied with the efficiency and helpfulness of staff at the early voting centre.

Most early voters (88%) did not need to queue at the centre before voting.

Suggested improvements

Respondents were asked whether there were any ways in which voting before election day could be improved. Nearly three quarters (74%) said the process did not require any adjustments and 6% were unsure.

Those who voted at an early voting centre were more likely to suggest that the process required improvement than those who lodged a postal vote. Suggestions included increasing the number of early voting centres and providing more information about their location. Some voters wanted to be able to vote using the internet.

Voting on election day

Nine in ten voters (90%) were either very or quite satisfied with their experience at a voting centre on election day. The main reasons voters regarded voting as positive included the efficiency and helpfulness of staff, because voting was quick and easy, and the centre was well organised.

Nearly all voters (95%) were very or quite satisfied with the efficiency and helpfulness of staff at the voting centre.

Less than half (47%) of all voters had to queue before they received their ballot paper. The average waiting time for those who did queue was approximately three or more minutes.

Respondents were asked how they knew where to vote. Over half (56%) voted at the same voting centre as at previous elections and 16% had seen the VEC's supplement in the newspaper on election day. This suggests more effective advertising of voting centres is required.

Suggested improvements

Four in ten voters (40%) believed that the VEC did not need to improve how voting was managed at State elections. Suggestions for improvements included providing more information about how and where to vote, offering a greater range of voting methods (including the internet), and establishing more voting centres on election day.

Four per cent of electors were dissatisfied with the operation of the voting centre they attended, and wanted more signage outside the centres and more staff to reduce the length of queues.

Voters from culturally and linguistically diverse backgrounds

Voters from the Arabic, Chinese (Mandarin and Cantonese) and Vietnamese speaking communities were surveyed by Cultural Partners Australia, in conjunction with Sweeney Research. Fifty face-to-face interviews were conducted on election day and a further 170 telephone interviews were conducted in the week following the election.

Three quarters (76%) of those who were aware of the VEC's election advertising had seen the advertisements on television (in English). Smaller numbers saw the advertisements in ethnic press (32%) or heard them on ethnic radio (26%).

Approximately two-thirds of respondents (63%) felt that the VEC advertising campaign was either very or quite effective in providing them with information about the election.

The majority (57%) of respondents indicated that there was no additional information that they would have liked to receive. However, 26% would have liked to receive additional information. Topics suggested included: preferential voting (84%), responsibilities of the State government (84%), and how voting determines seats in parliament (79%). These responses vary significantly from those of English speaking voters.

For the majority of voters (75%) the experience at the voting centre was positive.

Few respondents (17%) required assistance from another person while voting. Those respondents requiring assistance relied on a family member or friend (71%) or an election official (21%).

Very few respondents (15%) were aware of any information in languages other than English at the voting centre, suggesting the VEC needs to reconsider its efforts in this area.

Vision Australia voting centres

Sweeney Research conducted a total of 50 face-to-face interviews with visually impaired and special needs voters at each of the Vision Australia early voting centres located at Kooyong, Essendon, Bendigo and Ballarat.

Nearly all respondents (96%) were satisfied with their experience of voting at the centre.

Three quarters (74%) of voters thought that voting in this election was 'a lot easier' when compared to voting on previous occasions and a further 10% found it 'a little easier'.

Over half (54%) of the respondents were satisfied with the experience because staff were helpful. Forty-four per cent of voters were satisfied because the centre was convenient or made voting easier (42%).

Most users of the centres (68%) were made aware of the service by Vision Australia staff, others heard advertising on 3RPH (8%) or received an audiocassette containing election information produced by the VEC and Vision Australia.

Two thirds of voters (64%) lodged their vote at a Vision Australia Centre because it was convenient. One in five (22%) chose to vote at the special voting centre because they offered facilities for the vision impaired such as braille templates and 16% wanted to ensure their vote was private.

Using a hand-held magnifier (18%) and carer assistance (18%) were the methods most commonly used when voting. The braille ballot paper template was used by 16% of voters. One in five respondents (22%) did not require the use of any special voting aids.

Respondents aged 18 to 39 years were more inclined to use the braille templates (80%). Users of the braille ballot paper template had to be able to read braille and tended to be totally blind.

All respondents had voted at State or Federal elections previously. Only 30% of voters had been able to cast a secret ballot at a previous election, while 68% had previously required assistance.

Outcome

The centres enabled the VEC to improve electoral services for people with special needs, particularly the elderly and people with disabilities by using Vision Australia's specialist expertise, premises, adaptive technology and client networks. The strategy of partnering with a peak service provider, such as Vision Australia, proved to be very successful and the trial has demonstrated that the strategy has considerable potential for expansion in the future.



Effectiveness of advertising

Over three quarters of voters (77%) recalled seeing or hearing advertising informing voters about enrolling to vote, where to vote or what to do if away from home on election day. Advertising awareness was up slightly from the 1999 survey results (74% in 1999).

Advertising awareness was highest amongst males (79%), those aged 25 to 54 years (81%) and in regional/rural Victoria (79%).

Television continues to dominate as the main source of election information. Over two thirds of voters (69%) had seen or heard information about election services on television, 51% had seen advertising in newspapers and 34% heard the VEC's radio advertising.

Three quarters (74%) of those who saw election advertising felt it was either very or quite effective in providing information about the election.

Of those who rated the VEC advertising as ineffective in providing information on election services and arrangements, over a quarter (28%) thought themselves already well informed of the requirements at a State election and did not require any additional information.

Only 17% of voters said there was more information related to the election that they would have liked to receive. Of these, 60% required more information on where to vote on or before election day, 36% were interested in the responsibilities of the State Government and 31% in how voting determines seats in Parliament.

Use of the VEC's website

Between the announcement of the election and 1 December 2002 (the day after election day) the VEC's website received 3.9 million hits from 94,225 distinct users (compared to only 32,989 users at the 1999 election).

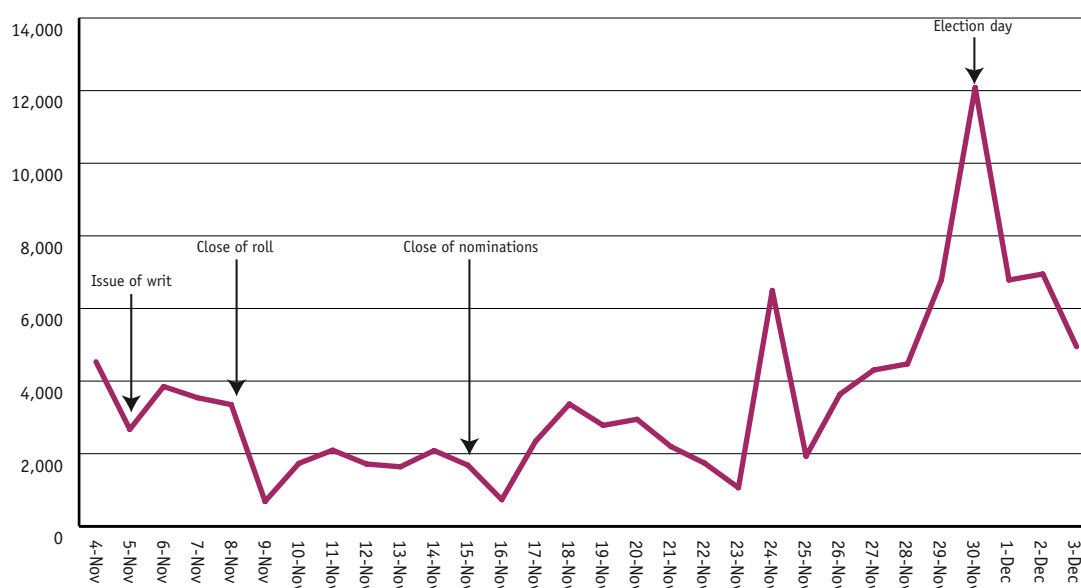
There were 10,919 enrolment forms and 15,206 postal vote applications downloaded from the website.

On election day there were 1.12 million hits from 12,000 users.

During the election the VEC's website received hits from Taiwan, South Africa, Japan, Indonesia, Mexico, Hong Kong, Singapore, New Zealand and the United Kingdom.

Four in ten (43%) surveyed voters were aware that the VEC had a website containing information about election services and arrangements and 8% had used the website (up from 1% in 1999). Of those who used the website to access election information, 75% found it to be very or quite satisfactory.

Figure 16 – Users of the VEC’s website at the 2002 Victorian State election



Effectiveness of the election hotline

A record number of calls was received and answered at the telephone enquiry service during the 2002 State election (see Figure 17), and flexible staffing arrangements allowed staff levels to be adjusted to meet peak demand.

The vast majority of calls were simple questions about enrolment or voting arrangements:

- 11,769 (11%) calls were made on 8 November, the day the roll closed (three times the volume of calls on the same day at the 1999 election); and
- 11,877 (11%) calls were received on the day before election day as voters sought more information about where to vote on election day.

The overall increase in the number of calls received may be partly attributed to a more successful advertising campaign; but may also be the result of changing community behaviour, whereby people are used to calling a hotline if they have an enquiry.

Many callers had enquiries about matters which were already clearly set out in advertising and, as Figure 18

shows, the number of calls received increased immediately following the publication or broadcast of advertising.

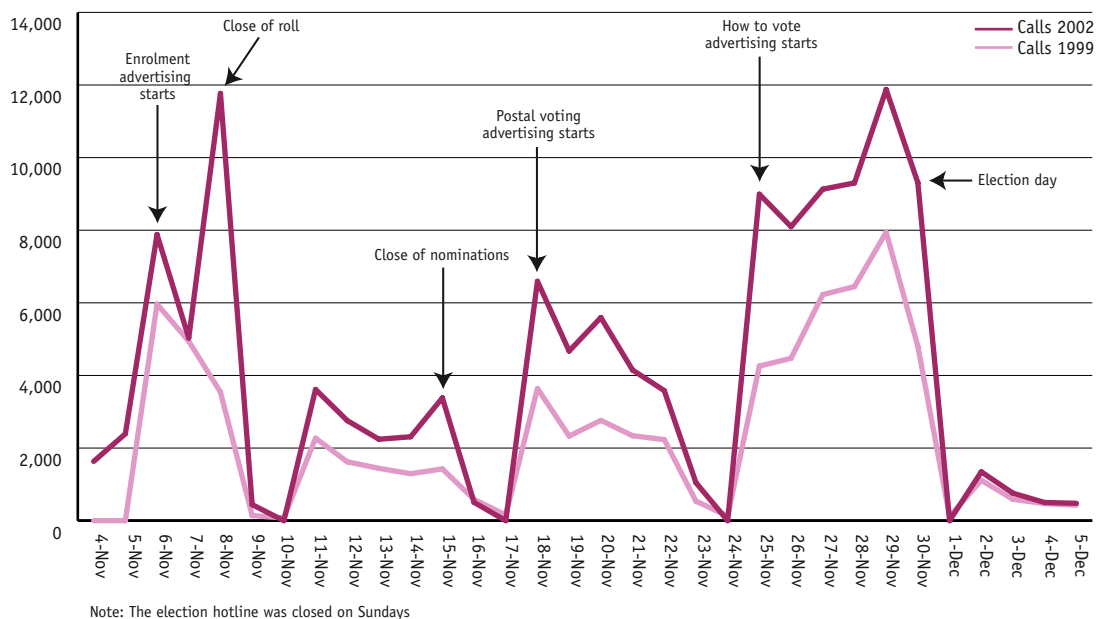
Of voters surveyed, over a third (39%) were aware that the VEC had an election hotline where voters could access more information about the election. Of those aware of the hotline, only 6% had used the service, compared to 3% in 1999.

Over two thirds (69%) of those who had contacted the enquiry hotline were very or quite satisfied with the service and information they received.

Figure 17 – Service levels at the election hotline

Election	Number of calls received	Number of calls answered	Left after information message	Abandoned
2002	129,774	99,743	24,833	5,198
		77%	19%	4%
1999	71,696	67,945	3,392	359
		95%	5%	1%

Figure 18 – Users of the election hotline at the 2002 Victorian State election



Complaints about services to voters

The VEC received a total of 51 written complaints about its services to voters, which are summarised below.

Postal voting

Sixteen complaints were received from voters who applied for a postal vote but did not receive ballot papers. In each case, the VEC explained the arrangements it had in place for the daily mail out of ballot papers. (See the section on postal voting earlier in this chapter for details.)

Enrolment

Four complaints were received about the implementation of the 'three month rule'.

On 1 September 2002, the Victorian Parliament passed a new law that meant people who changed their permanent address more than three months before election day without updating their enrolment were not permitted to vote.

The VEC conducted a print and radio advertising campaign in October to highlight these changes. Furthermore, following the announcement of the State election on 4 November, the VEC conducted

a high-profile enrolment campaign on metropolitan and regional television to remind Victorians of their responsibility to ensure that their enrolment was up to date.

Privacy

Three complaints were received regarding the privacy of information provided by voters on their postal vote applications. Electoral law provides that registered political parties may write to voters offering a postal vote application.

A new process for the return of postal vote applications distributed by political parties was implemented at this election to remove the possibility of delay in the issuing of ballot papers. At this State election political parties were asked to include the VEC's return address envelope with their postal vote applications so that completed applications were sent directly to the VEC, rather than to the political party as occurred at previous elections. The VEC then provided political parties with the names and address of those who applied for postal votes using a form provided by the party.

The procedures employed at this State election complied with the *Electoral Act 2002*. In regard to Victoria's privacy legislation, the VEC weighed up the public's interest in receiving information to assist them with their vote against their right to privacy. It was considered that when people apply for a postal vote on a form provided by a political party (as opposed to a form provided by the VEC) they could reasonably expect to receive a how-to-vote card from that party.

To this extent the process applied at this State election was comparable with the practices of the past. Nonetheless, the VEC considers that it would be prudent at future State elections for parties to ask people completing a postal vote application whether they wish to have the party's how-to-vote material sent to them. The VEC will review this procedure in consultation with political parties.

Other complaints

Fifteen complaints were received about voting facilities and access to voting. These included complaints about the location of voting centres and the conduct of staff.

Other complaints received related to advertising (five), alleged inconsistencies in the electoral roll (three) and five general complaints about the conduct of the election.

Best practice workshop: an analysis of election day voting services

In early 2002 the VEC and the Western Australian Electoral Commission (WAEC) agreed to jointly participate in a range of best practice projects to identify alternative ways of delivering improvements to electoral services.

At the 30 November 2002 Victorian State election, representatives from the WAEC worked with the VEC to observe first-hand the delivery of electoral services and the operation of voting centres on election day.

It is at voting centres that election stakeholders are most likely to notice and benefit from service improvements.

Practices and procedures are modified from election to election, but many changes are difficult to implement due to external constraints, for example the unknown date of the election and the fact that electoral authorities do not own the buildings used as voting centres.

Following is a summary of the observations made in the best practice study on election day. The study's recommendations are included on the following page.

Location and signage at voting centres

The location of voting centres does not generally change at elections as there are only a limited number of suitable buildings available and frequent changes of location would lead to voter confusion. However, changes do occur from time-to-time due to unavailability or unforeseen circumstances.

It was noted that:

- Establishing voting centres in locations where people go as a part of their usual routines, for example adjacent to shopping centres or on main roads, makes the centre more visible and voting more convenient.
- Informing voters of the location of voting centres remains a challenge. The 'State election guide' published as a lift-out in newspapers on election day was not as visible as anticipated, while other voters had sought out where-to-vote information prior to election day.
- The external signage at the centres visited did not easily identify the venues as voting centres. Larger and clearer signage outside all centres would make it easier for voters to find a voting centre.

Staff

The relative competence of voting centre managers was clearly reflected in the way the centres were managed and operated. The more experienced managers were able to quickly identify and respond to voter needs, provide assistance to staff or improve the functioning of the centre.

The primary concern of staff, particularly first-timers, was the limited amount of training received. Most would have preferred more training and that it had occurred before election day.

Voters with special needs

The primary difficulty encountered by voters from culturally and linguistically diverse (CALD) communities was understanding the instructions for voting on the ballot paper, in particular the requirement to number all the squares (in accordance with the preferential voting system).

Although multi-lingual staff were on hand at some voting centres, voters were not informed of their availability. More consideration must also be given to employing multi-lingual election officials where there is a particular language need and publicising the availability of the service.

The multi-language posters provided to all voting centres were sometimes not on display or were poorly positioned. It is unlikely that these were seen or used by voters.

Recommended service improvements

Continuous improvement and the introduction of four-year fixed-terms will allow the VEC to make a number of improvements to services at the next State election.

'Super-centres'

The VEC will consider establishing a number of multi-service voting centres for early and election day voting. These would be established in large modern venues to better serve the needs of voters, particularly those with special needs.

These 'super-centres' would vary in size and could offer a range of specialised voting services for disabled and vision impaired voters and also be staffed by multi-lingual election officials.

These centres, and their specialised services, would need to be heavily promoted and established in high-profile locations close to public transport in central Melbourne and regional centres.

Voting centres

- Ensure that the most suitable venues are available as voting centres by making bookings in advance. The criteria used to select voting centres will also be reviewed in relation to disabled access.
- The increased use of signage at voting centres would improve access for voters. Large, highly visible signs should be more prominently displayed outside all voting centres. The use of directional signage inside the centres should also be increased.
- Signage indicating the availability and location of parking, where available, and additional signs to reserve parking for the disabled adjacent to voting centres should also be displayed.
- Informing electors in rural electorates of the location of voting centres, particularly where the location has changed, remains a challenge. In rural electorates voters tend to vote at the same place at each election and information about changes to the location of voting centres is more effective if it is provided directly to rural electors.
- The naming of voting centres is an issue in some areas. Voting centres are named for the general area that they serve and the name of the centre is retained from election to election to enable comparative analysis, even if the location of the centre changes. The names of voting centres will be reviewed prior to the next election to minimise voter confusion.

Voters from culturally and linguistically diverse backgrounds

- Improve the recruitment and placement of multi-lingual election officials to ensure staff are employed at voting centres where required.
- Strategies to inform voters of this service both before and on election day will have to be investigated. For example, advertising in the ethnic media should contain information directing voters to specific voting centres providing services in community languages.
- Information about voting correctly needs to be provided directly to voters in their community language. This information could be issued by election officials or information could be displayed in each voting screen.

Voting in rural areas

- Electors who live more than 20 kilometres from a voting centre are eligible to become registered general postal voters. The VEC will publicise this option more widely in rural Victoria.
- The VEC will investigate the possibility of early mobile voting in rural areas. Well-patronised mobile libraries service many rural areas, and the VEC could develop a mobile voting program using a similar framework. This would require legislative change.

Postal voting

- An 'Express Post' system will be used to ensure the timely delivery of postal voting material.

Communication services

The State election communication campaign will again be reviewed, with a particular focus on the following areas:

- the development of a comprehensive strategy to increase enrolment and voter participation in areas where these are particularly low;
- new strategies will be developed to keep the electoral roll up-to-date and to reduce the rush to enrol once the election is called;

- the strategy used to inform voters of the location of voting centres, including how voters are informed of changes to the location of voting centres. The liftout published in newspapers on election day was not as visible or as effective as anticipated;
- the communication of election information to rural voters; and
- the VEC's website will be redeveloped to improve access to information.

Election managers' offices

Election managers often find it difficult to lease suitable temporary office accommodation that meets the accessibility standards required for an election office because it is often difficult to secure a short-term lease on commercial property.

It is unlikely that the introduction of fixed-term elections will make it easier for the VEC to lease short-term office accommodation as landlords prefer long-term leases. This contrasts with voting centres, which are usually public buildings that can be leased for one day as required and can be booked well in advance.

In cases where the election manager's office is not well located or is unsuitable for voting the VEC will consider establishing an additional early voting centre that better meets the needs of voters.

Training of staff

Once an election begins election managers are responsible for training and recruiting the staff employed in their offices, as early voting officials and as voting centre managers. The introduction of fixed-term elections will allow election managers to recruit staff before the election begins and provide more comprehensive training.

Compulsory voting

The implementation of flexible payment options including on-line, credit card and BPAY to make the payment of non-voter infringement notices easier will be investigated.

Services to the media

ote will shape Victoria in the state



ctio

Services to the media

Media relations

The media are a primary source of information during an election. To support its election advertising campaign and to further improve voter awareness and understanding the VEC provided the media with clear and accurate information about the electoral process, sought opportunities to promote its electoral services, and responded to enquiries and issues as they arose to ensure public confidence in all aspects of the electoral process.

The VEC appointed the public relations consultants Robert Masters and Associates to assist with media relations.

The VEC produced more than a dozen media releases and fact-sheets during the 2002 election, which were distributed into the newsrooms of almost all Victorian media organisations through AAP's media-net service. These media releases are listed in Appendix 7.

To support all communication activities and to provide additional information, the VEC's spokespeople were available to respond to media enquiries at all times. The Electoral Commissioner and the Manager of Public Information and Corporate Communications were frequently interviewed or provided comment to the media during the election. An effort was made to ensure that all media enquiries were responded to in a timely manner and that helpful responses were provided.

During the course of the election representatives from the VEC were interviewed by or provided news information to:

- ABC TV, Channel 10 and WIN TV;
- 774 ABC, 3AW, 3AK, 3MMM, FOX FM, GOLD FM, Nova, 3BO (Bendigo), 3YB Warrnambool, 3RPH (Radio Print Handicapped), and various ABC regional radio stations; and
- The Age, Herald Sun, The Australian, The Australian Financial Review and a number of regional and suburban newspapers.

Interview topics included:

- changes to electoral legislation;
- the VEC's initiatives to encourage people to enrol;
- how and where to enrol for the State election;
- the record number of candidates contesting the election;
- arrangements for voters unable to vote on election day;
- arrangements for the tally room and the provision of election results; and
- the counting of votes after election day in a number of close districts.

There was also some media coverage of initiatives developed by the VEC for the 2002 election. These included television and press interviews to promote the VEC's trial of special voting services for vision impaired voters, a feature in *The Age* on the VEC's education kit, *Your opinion counts*, and improvements to election processes. Copies of the resulting newspaper features are included in Appendix 8.

Information Kit

As part of its information services for this State election, the VEC prepared an extensive election information kit. The kit was distributed to the media, political parties, MPs and election officials in early November 2002.

The information kit featured profiles of each Victorian electorate, including statistical data on key socio-economic indicators provided by the Australian Bureau of Statistics. It also included essential information on the 2000-2001 redivision of electoral boundaries, the new *Electoral Act 2002* and the swings needed for seats to change hands at this State election.



The tally room

The tally room is the focus of media attention on election night and television broadcasts were again hosted from the tally room at the 2002 election.

Finding a suitable venue for the tally room presents the VEC with a considerable challenge. A venue must be able to accommodate the tally board (which is over 20 metres long), four television studio sets, areas for radio and print media, and seating for the general public.

This challenge has been compounded by the fact that the VEC does not know in advance when the election will be held. In the lead-up to the 2002 election the VEC was required to monitor the bookings in a small number of suitable venues over the twelve-month period during which the election could be held (30 November 2002 – 3 January 2004).

The VEC's preferred venue, the Melbourne Exhibition Centre, was available for use as the tally room for the election on 30 November 2002.

Preparing the tally room is an enormous logistical exercise. It took over a week to construct the tally board, seating for the public and media, and television studio sets. Extensive security arrangements were established during the set-up of the tally room and on election night. Entry to the tally room at all times was by pass only.

On the Thursday before election day a full rehearsal was conducted at the tally room to test computer systems and the transmission of results and to finalise the training of staff.

The tally room cost approximately \$250,000 to establish and operate. This included venue hire, wages, security and all communication and technical costs. The media were responsible for their own set-up and operating costs.

Election night

The tally room was attended by major media organisations including:

- ABC, Nine, Seven, Ten and Sky television;
- ABC, 3AW and 3AK radio; and
- major Victorian and national print media.

The VEC placed an advertisement to invite the public to the tally room on election night. The response was enthusiastic and the 550 respondents who had been issued with passes filled the public gallery.

Large television monitors were provided to enable the public to follow television coverage in the tally room. Feedback received from journalists at the tally room was positive comment about the atmosphere that was created by a public presence.

Electronic transmission of election results

Election results were transmitted electronically to the tally room and broadcast media present in the tally room on election night. Data was transferred directly as it was keyed into the VEC's election management system at the offices of election managers.

Media outlets and other interested parties were also given the opportunity to receive the latest results via email on election night. Pre-formatted result reports were emailed automatically from the VEC's election management system at half-hourly intervals until the close of counting on election night.

Most journalists relied on the VEC's website for results on election night. The website was updated every ten minutes. At 6.30 pm on election night there was a technical fault that meant the website was not updated for about 45 minutes. During this period updated results continued to be posted to the tally board and distributed to the media.

The future of the tally room

Following recent elections there has been speculation about the need to retain the tally room for future elections. Feedback received by the VEC following the 2002 election again suggests that the media would like the tally room to be retained as an atmospheric focal point for election night coverage. Most political parties also appear to be in favour of retaining the tally room.

Complaints about the media

During the course of the State election the VEC received two complaints about the media. In one case the VEC took action to ensure that legislative requirements for the authorisation of a letter were complied with on future occasions. The second complaint appeared to relate to the failure by a newspaper to comply with the instructions of an advertiser. The complainant was advised to take the matter up with the newspaper concerned.

The VEC's performance in providing services to the media

Following the election, Robert Masters and Associates conducted interviews with journalists from the television, radio and print media to evaluate the information services provided by the VEC during the election.

Overall, journalists rated the VEC's communications performance very highly, and the VEC enjoys an excellent reputation among the media. The opportunity to comment on the VEC's performance was seen as in keeping with the overall professionalism displayed by the VEC in all of its operations.

Journalists commented positively on the performance of the VEC's spokespeople, their availability and the quality of the information provided. Respondents acknowledged that the VEC was unable to comment on certain issues, but several felt that the VEC could have been more forthcoming in relation to the Robert Dean issue.

The VEC's media releases provided useful information about the election. However, some journalists could not recall receiving releases, which were usually faxed to newsrooms through AAP. These journalists would have preferred to have information sent to them directly.

There was a very positive response to the information kit provided to the media and the improvements that had been made were well received. The majority of respondents used the kit regularly during the election.

The VEC's website was a more important source of information for the media at this election than in 1999. All used the website, usually daily, but some preferred the hard-copy information kit. Some journalists requested that information including the contact details of candidates and results by voting centre be available on the website. All this information was available on the website but these comments suggest that the usability of the website could be improved to make it easier to find information.

The website was the primary source of information about election results. Some concerns were expressed about the speed with which results were posted to the website. All results were posted as votes were counted, and in future the VEC will provide a timetable outlining the availability of results for electorates where counting is incomplete.

The tally room was seen as playing an important role in the election – "democracy in action" was one description. The journalists who covered the election from the tally room thought that there was a great atmosphere and welcomed the presence of the public. Some would also like to see a return to the practice of earlier elections when party leaders made an appearance.

Recommended service improvements

Prior to the next election the VEC will make further improvements to enhance the communications services provided to the media during an election. Areas that have been identified for improvement include:

- the introduction of fixed term elections will remove uncertainty over the date of the election and will allow election information, including the information kit, to be provided to the media well before the election begins;
- the distribution of information will be reviewed;
- the VEC will produce a daily bulletin for the media that will show the status of election results; and
- the VEC's website will be redeveloped before the next election to improve accessibility and reliability.

VEC personnel



VEC personnel

The VEC's election managers

The VEC has on standby approximately 200 senior election officials (SEOs), who have been recruited and trained for engagement as election managers during State and local government elections.

In 2001-2002 the VEC conducted a recruitment program across the State to ensure that sufficient SEOs would be available for the management of the 2002 State election and local government elections in March 2003.

All SEOs, including the 96 recruited in 2001-2002, undertook training. The training comprised home study in conjunction with three two-day seminars at the VEC.

The VEC appointed 53 election managers to conduct the 2002 State election. They conducted elections for 88 members of the Legislative Assembly, 22 members of the Legislative Council, as well as two additional members of the Legislative Council where simultaneous by-elections were held.

Two assistant election managers from the VEC's pool of senior election officials were employed to assist each election manager. The assistant election managers had also completed the VEC's training program.

Prior to the 1996 State election, each election manager (then called a returning officer) was allocated responsibility for only one electorate. Election managers may now conduct elections in up to two districts and one province. The reduction in the number of election managers conducting elections has proved to be an efficient and effective innovation in Victoria's electoral practice. (Appendix 1 lists the election managers).

In the period prior to an election, election managers establish temporary offices and employ casual staff to facilitate the smooth running of the election for their electorates. They issue early votes, process candidates' nominations and organise the draw for the order of the candidates' names on the ballot papers, register how-to-vote cards, and organise staff and voting centres for election day. On election day, the election manager is responsible for the conduct of the election and the counting of votes for those electorates for which he/she has responsibility.

Support for the VEC's election managers

Principal election officers

Five principal election officers (PEOs) provided support to the VEC's election managers throughout the election. Located at the VEC's Melbourne office, the PEOs were the central point of contact between the election managers and the Electoral Commissioner and other VEC staff, and they assisted election managers with procedural and other complex issues.

In addition, three liaison officers travelled across the State providing support to election managers in their offices as required. The liaison officers' primary role was to provide assistance in electorates where a preference distribution or recount was required.

Help desk

Six help desk operators provided IT support to election managers. Principally they assisted the election managers with the operation of the VEC's election management system and other technical issues.



Employment of staff at election managers' offices

Election managers were responsible for recruiting administrative staff to work in their offices. To assist them in this task the VEC developed job specifications to assess potential candidates and to ensure that equal employment opportunity principles were considered in the selection of all staff. Many election managers in areas with large numbers of people from culturally diverse backgrounds employed multi-lingual staff where possible.

Staff were employed on short contracts, and a recruitment company was engaged to assist with the recruitment of suitable staff if required. The company was provided with job specifications to ensure that staff recruited met the VEC's requirements.

Election managers also employed a 163 election liaison officers (ELOs) during the election. The ELOs assisted the election managers on election day by visiting voting centres to provide support to the centre manager. The ELOs also distributed additional material to voting centres where required on election day.

Employment of election officials

Election managers were also required to recruit some 14,000 election officials to staff voting centres on election day.

Election managers recruited election officials who had worked at previous elections and from applications received by the VEC prior to the election.

The work performance of all election officials was evaluated by voting centre managers and election liaison officers after election day to assess the suitability of staff for future employment. The VEC maintains a database of staff employed at elections from which to draw election officials.

Measures to ensure impartiality

In 1995 the VEC obtained an exemption under the *Equal Opportunity Act 1984* to take into account whether those seeking employment engage in political activities.

This enabled the VEC to advertise and employ suitable, politically impartial staff. The exemption applies to the employment of people working at the 'front line' during State and local government elections, including election managers and election officials.

There have been no legal proceedings before the courts alleging bias by election managers or election officials in the conduct of their duties in relation to parliamentary elections during the last twelve years.

There has been no instance of the VEC, its election managers or election officials being involved in any breach of the *Equal Opportunity Act* in relation to any employment matter in the last twelve years.

Payment of VEC personnel

The payroll system used for the payment of all election staff, including election officials employed at the State election, was administered by the VEC's Finance and Budget Branch using employee data contained in the election management system.

The VEC maintained records in the election management system to ensure that obligations regarding employment records were met and to assist with any enquiries received from employees.

The payroll systems ensured that the 14,000 casual employees and election officials who worked at the State election were paid within twelve working days of the election.

This was the first time that election payroll services had been conducted in-house, which proved superior to the previous arrangement.

The system also provided for the production of group certificates and special reports for the VEC.

Feedback from VEC personnel

As part of the evaluation of the State election the VEC conducts debriefing sessions with election managers throughout the State.

The feedback received from election managers provides a useful perspective on the VEC's delivery of election services and often lead to improvements in election services.

The feedback received following the 2002 election was wide-ranging and has been included in the recommendations in each of the preceding chapters where appropriate.

By-elections for East Yarra and Western provinces



By-elections for East Yarra and Western provinces

On 5 November 2002 writs were issued for two by-elections to be held simultaneously with the State election.

By-elections were required for:

Western Province – due to the resignation of the Hon Roger Hallam, MLC; and

East Yarra Province – due to the resignation of the Hon Mark Birrell, MLC.

The dates for the province by-elections were the same as for the State election.

The retiring members had been elected in 1999 and were not due to complete their terms until the State election due after the 2002 election. Consequently these by-elections were conducted using the electoral boundaries that applied at the 1999 election and not the 'new' boundaries used for the 2002 State election.

The conflicting boundaries introduced enormous administrative complexity, particularly in Western Province where changes to the boundaries had been quite significant.


The VEC implemented specific procedures and arrangements to inform voters and minimise voter confusion. These included:

- mailing an *EasyVote* card to all electors informing them of the by-election and what they were required to do. Voters were asked to take the *EasyVote* card with them when they voted to alert the election official that they were also voting in the by-election; and
- posters were displayed in all voting centres so voters could check if they were required to vote in the by-election; and
- a supplementary list of streets was printed and distributed to all voting centres and used by election officials to confirm whether the elector required an additional ballot paper for the by-election.

Voters required to vote in a by-election received three ballot papers: a yellow one for the by-election, and two ballot papers for the State election (one for their Legislative Assembly district and one for their Legislative Council province).

The voter turnout and informal rates for the by-elections were very similar to those recorded in these provinces at the State election, suggesting that very few electors were confused by having to complete three ballot papers or by the boundary variations.

Counting the votes and the return of the writs



Counting the votes and the return of the writs

Counting the votes

Once voting finished on election night all voting centres were locked so votes could be counted. All ordinary first-preference votes were counted for the Legislative Assembly and the Legislative Council.

After the counting of first-preference votes, a two-candidate-preferred count was conducted with preferences distributed to the two candidates considered 'most likely' to be in the lead after the distribution of preferences. The purpose of the two-candidate-preferred count is to provide an early estimate of the likely result in each electorate, and is for information purposes only.

The Electoral Commissioner selects the candidates included in the two-candidate-preferred count before election day. In some cases the candidates selected are not the leading candidates on election night.

At the 2002 election, some Green and other candidates out-poll candidates who had been selected for the two-candidate-preferred count. Because votes are counted at voting centres in each electorate it is not possible to make changes to the candidates selected for the two-candidate-preferred count on election night.

For the first time postal votes and some early votes were counted on election night. All postal votes received were counted in election managers' offices. As a result there was a much clearer picture of the likely result in some electorates on election night than in the past, when all postal votes were counted during the week following election day.

After election night absent votes and any remaining postal and early votes were counted.

Re-checks and preference distributions were undertaken in electorates where no candidate obtained more than 50% of the first preference votes.

The counting of votes at the 2002 State election involved counting votes for 88 districts, 22 provinces and two province by-elections, during which there were a total of:

- 46 rechecks (30 in 1999);
- 46 preference distributions (27 in 1999); and
- 4 recounts – in Evelyn and Nepean districts, and Higinbotham and Western Port provinces (2 in 1999).

Processing declaration votes

Declaration votes are all votes other than 'ordinary votes' (those cast by electors voting in their own district on election day). They are called declaration votes because the voter makes a declaration stating the voter's entitlement to vote, which is then checked by the VEC to determine whether the vote should be admitted to the count. There are several different types of declaration votes, and the method of processing each type varies:

- Postal votes are cast by voters who have applied to vote by post and been mailed ballot papers by the VEC. The voter places the ballot papers in the declaration envelope and posts it to the VEC. The postal vote declarations are sent to the appropriate election manager's office, where the declarations are checked against the applications.
- Early votes are cast at early voting centres before election day. The voter makes a verbal declaration that he or she is eligible for an early vote. Early votes cast outside the elector's district are forwarded to the appropriate election manager's office for counting.
- Mobile early votes are cast when mobile polling teams visit institutions such as hospitals and nursing homes to take votes. Voters on the roll for the district where the institution is located make verbal declarations, while voters on the roll for other districts complete a declaration envelope, which is sent to the appropriate election manager's office.
- Absent votes are cast by voters at voting centres outside their own districts on election day. After election day, the declaration forms containing the ballot papers are sent to the appropriate election managers.
- Unenrolled votes are cast by voters on election day whose name cannot be found on the electoral roll but who declare that they are entitled to vote. After election day, the declaration envelopes including the ballot papers are sent to the VEC to check whether the voter is entitled to vote, and are then returned to the election manager's office.

An important innovation at the 2002 State election was that all early voting centres and 49 election day voting centres were equipped with computers containing the electoral roll for the entire State. This meant that the entitlement of all early voters (except those voting at mobile voting centres) and many absent voters could be checked as they voted, instead of after election day. This greatly accelerated the processing of declaration votes.

At the 2002 State election, 91,961 declaration votes were processed by the VEC, compared with 57,650 votes at the 1999 State election. These declaration votes included a large number of absent votes, as well as early votes where the voter's name could not be found on the roll but the voter declared that he or she was entitled to vote. The following table shows the numbers of declaration votes checked by the VEC and the number admitted to the count:

Type of declaration vote	Number checked by VEC	Number admitted to count
Early and mobile	1,883	1,549
Absent	60,102	30,325
Unenrolled	29,976	1,175
Total	91,961	33,049

Declaration votes were admitted to the count when the VEC established that the voter was entitled to vote.

The return of the writs

The writs for the State election were returned to the Governor of Victoria, Mr John Landy, AC, MBE, on Friday, 13 December 2002, thirteen days after election day.

By-elections for East Yarra and Western provinces



By-elections for East Yarra and Western provinces

On 5 November 2002 writs were issued for two by-elections to be held simultaneously with the State election.

By-elections were required for:

Western Province – due to the resignation of the Hon Roger Hallam, MLC; and

East Yarra Province – due to the resignation of the Hon Mark Birrell, MLC.

The dates for the province by-elections were the same as for the State election.

The retiring members had been elected in 1999 and were not due to complete their terms until the State election due after the 2002 election. Consequently these by-elections were conducted using the electoral boundaries that applied at the 1999 election and not the 'new' boundaries used for the 2002 State election.

The conflicting boundaries introduced enormous administrative complexity, particularly in Western Province where changes to the boundaries had been quite significant.


The VEC implemented specific procedures and arrangements to inform voters and minimise voter confusion. These included:

- mailing an *EasyVote* card to all electors informing them of the by-election and what they were required to do. Voters were asked to take the *EasyVote* card with them when they voted to alert the election official that they were also voting in the by-election; and
- posters were displayed in all voting centres so voters could check if they were required to vote in the by-election; and
- a supplementary list of streets was printed and distributed to all voting centres and used by election officials to confirm whether the elector required an additional ballot paper for the by-election.

Voters required to vote in a by-election received three ballot papers: a yellow one for the by-election, and two ballot papers for the State election (one for their Legislative Assembly district and one for their Legislative Council province).

The voter turnout and informal rates for the by-elections were very similar to those recorded in these provinces at the State election, suggesting that very few electors were confused by having to complete three ballot papers or by the boundary variations.

Counting the votes and the return of the writs



Counting the votes and the return of the writs

Counting the votes

Once voting finished on election night all voting centres were locked so votes could be counted. All ordinary first-preference votes were counted for the Legislative Assembly and the Legislative Council.

After the counting of first-preference votes, a two-candidate-preferred count was conducted with preferences distributed to the two candidates considered 'most likely' to be in the lead after the distribution of preferences. The purpose of the two-candidate-preferred count is to provide an early estimate of the likely result in each electorate, and is for information purposes only.

The Electoral Commissioner selects the candidates included in the two-candidate-preferred count before election day. In some cases the candidates selected are not the leading candidates on election night.

At the 2002 election, some Green and other candidates out-poll candidates who had been selected for the two-candidate-preferred count. Because votes are counted at voting centres in each electorate it is not possible to make changes to the candidates selected for the two-candidate-preferred count on election night.

For the first time postal votes and some early votes were counted on election night. All postal votes received were counted in election managers' offices. As a result there was a much clearer picture of the likely result in some electorates on election night than in the past, when all postal votes were counted during the week following election day.

After election night absent votes and any remaining postal and early votes were counted.

Re-checks and preference distributions were undertaken in electorates where no candidate obtained more than 50% of the first preference votes.

The counting of votes at the 2002 State election involved counting votes for 88 districts, 22 provinces and two province by-elections, during which there were a total of:

- 46 rechecks (30 in 1999);
- 46 preference distributions (27 in 1999); and
- 4 recounts – in Evelyn and Nepean districts, and Higinbotham and Western Port provinces (2 in 1999).

Processing declaration votes

Declaration votes are all votes other than 'ordinary votes' (those cast by electors voting in their own district on election day). They are called declaration votes because the voter makes a declaration stating the voter's entitlement to vote, which is then checked by the VEC to determine whether the vote should be admitted to the count. There are several different types of declaration votes, and the method of processing each type varies:

- Postal votes are cast by voters who have applied to vote by post and been mailed ballot papers by the VEC. The voter places the ballot papers in the declaration envelope and posts it to the VEC. The postal vote declarations are sent to the appropriate election manager's office, where the declarations are checked against the applications.
- Early votes are cast at early voting centres before election day. The voter makes a verbal declaration that he or she is eligible for an early vote. Early votes cast outside the elector's district are forwarded to the appropriate election manager's office for counting.
- Mobile early votes are cast when mobile polling teams visit institutions such as hospitals and nursing homes to take votes. Voters on the roll for the district where the institution is located make verbal declarations, while voters on the roll for other districts complete a declaration envelope, which is sent to the appropriate election manager's office.
- Absent votes are cast by voters at voting centres outside their own districts on election day. After election day, the declaration forms containing the ballot papers are sent to the appropriate election managers.
- Unenrolled votes are cast by voters on election day whose name cannot be found on the electoral roll but who declare that they are entitled to vote. After election day, the declaration envelopes including the ballot papers are sent to the VEC to check whether the voter is entitled to vote, and are then returned to the election manager's office.

An important innovation at the 2002 State election was that all early voting centres and 49 election day voting centres were equipped with computers containing the electoral roll for the entire State. This meant that the entitlement of all early voters (except those voting at mobile voting centres) and many absent voters could be checked as they voted, instead of after election day. This greatly accelerated the processing of declaration votes.

At the 2002 State election, 91,961 declaration votes were processed by the VEC, compared with 57,650 votes at the 1999 State election. These declaration votes included a large number of absent votes, as well as early votes where the voter's name could not be found on the roll but the voter declared that he or she was entitled to vote. The following table shows the numbers of declaration votes checked by the VEC and the number admitted to the count:

Type of declaration vote	Number checked by VEC	Number admitted to count
Early and mobile	1,883	1,549
Absent	60,102	30,325
Unenrolled	29,976	1,175
Total	91,961	33,049

Declaration votes were admitted to the count when the VEC established that the voter was entitled to vote.

The return of the writs

The writs for the State election were returned to the Governor of Victoria, Mr John Landy, AC, MBE, on Friday, 13 December 2002, thirteen days after election day.

Recommendations
for legislative change

shape Victoria in

Constituency	Total Votes	Candidate	Vote Count	
KEW	35,456	GRN ELARA	4373	
KEW	35,456	DEM DETTMAN	462	
KEW	35,456	LIB MURPHY	10332	
KEW	35,456	ALP WELLS	12173	
LOWAN	30,301	ALP WILLIAMS	17850	
LOWAN	30,301	GRN BRIAN	4642	
LOWAN	30,301	LIB TEMPLETON	770	
LOWAN	30,301	NAT DELAHUNTY	4264	
LOWAN	30,301	Informal Votes	7786	
LYNDHURST	34,760	GRN FERGUSON	26009	
LYNDHURST	34,760	ALP HOLDING	1829	
LYNDHURST	34,760	LIB FORD	1154	
LYNDHURST	34,760	LIB HODD	905	
LYNDHURST	34,760	Informal Votes	8771	
MACEDON	39,152	LIB FINN	30612	
MACEDON	39,152	GRN WARD	10544	
MACEDON	39,152	LIB SCOTT	3120	
MACEDON	39,152	LIB DUNCAN	327	
MACEDON	39,152	Informal Votes	15877	
MELTON	33,859	CEC BECK	16777	
MELTON	33,859	LIB TENSOM	521	
MELTON	33,859	LIB BOORKE	139	
MELTON	33,859	ALP PATE	3423	
MELTON	33,859	GRN CHAMBERLIN	7331	
MELTON	33,859	GRN DI NATALE	938	
MELTON	33,859	SA PHADHAN	2658	
MILDURA	36,098	NAT CRUICK	27835	
MILDURA	36,098	GRN CURRAN	6781	
MILDURA	36,098	GRN BRENNEILL	470	
MILDURA	36,098	GRN BRENNEILL	429	
MILDURA	36,098	GRN BRENNEILL	2613	
MILDURA	36,098	GRN BRENNEILL	13946	
MILDURA	36,098	GRN BRENNEILL	2658	
MILDURA	36,098	Informal Votes	938	
MORWELL	37,617	LIB LEIGH	24888	
MORWELL	37,617	CEC GIGLIOTTI	10522	
MORWELL	37,617	ALP MUNT	245	
MORWELL	37,617	GRN MONAGLE	11152	
MORWELL	37,617	GRN MONAGLE	2346	
MORWELL	37,617	Informal Votes	683	
MORWELL	37,617	ALP ANDREWS	245	
MORWELL	37,617	LIB KELLY	11152	
MORWELL	37,617	GRN SMITH	2346	
MORWELL	37,617	GRN CHASSAN	Informal Votes	683
MORWELL	37,617	ALP ANDREWS	245	
MORWELL	37,617	LIB KELLY	11152	
MORWELL	37,617	GRN SMITH	2346	
MORWELL	37,617	GRN CHASSAN	Informal Votes	683

The introduction of the *Electoral Act 2002* (the Act) followed the first major revision of electoral legislation in Victoria in more than a century. The intention was to make the new legislation user-friendly, to improve transparency and accountability and to provide the VEC with greater flexibility to improve the management of elections in Victoria. The Act was subjected to its first significant test at the 2002 State election and successfully met its objectives.

It is appropriate following a State election to identify areas of electoral law that may need improvement. The following recommendations are based on observations made during the election and are made in order to provide greater certainty or to address previously unforeseen eventualities.

Enrolment

The Act should be amended to provide that electors may be added to, or their details changed on the enrolment register after the close of roll, provided the VEC has received such information prior to the time and date specified for the close of the roll.

Presently section 63(4) of the Act provides that the roll for an election closes at 8.00 pm on the date specified for the close of roll. Section 29(3) provides that the VEC must not make any changes after the close of roll. In practice, the VEC receives thousands of enrolment cards on the close of roll day and it is impossible to process them all before 8.00 pm (the time specified for the close of roll).

Postal vote applications provided by political parties

Section 101(2) of the Act should be amended to require political parties that distribute postal vote applications to state on the application that the application has been produced and distributed by the political party.

Postal vote applications produced by political parties should also provide for the elector to indicate whether, on the VEC's receipt of their application, they would like the VEC to provide their name and address details to the political party so that the party can send further election material (a how-to-vote card). This amendment is necessary to ensure compliance with privacy principles.

Sale of liquor at schools used as voting centres

Section 66 needs to be amended to prohibit liquor being sold or consumed within the grounds of a school where the school is used as a voting centre.

It is inappropriate for alcohol to be sold or consumed during the hours of voting at schools used as voting centres. A primary school used as a voting centre at the 2002 State election was permitted to sell liquor in the school grounds at a fête held on election day. The school had applied (well in advance of the State election) to Liquor Licensing Victoria for a temporary liquor licence. The licence was granted but contained a provision that it would not apply if the school was required as a voting centre at the State election.

As it transpired, the school was required as a voting centre and the VEC had no objections to the fête proceeding but did not agree to alcohol being sold at the school on election day. The school appealed to the Victorian Civil and Administrative Tribunal (VCAT), which overturned Liquor Licensing Victoria's decision refusing the school permission to sell liquor during the hours of voting.

Registration of how-to-vote cards by political parties

Section 79(1)(b) should be amended to make the time available to registered political parties (RPPs) to register their cards the same as for other organisations or individuals.

At present, RPPs have up until the seventh *day* before election day to register their cards with the VEC while other organisations and individuals have until the seventh *working day* before election day to register cards with the appropriate election manager. In practice this gives RPPs additional days in which they can register their how-to-vote cards. Because RPPs can register their cards centrally with the VEC this additional time is unnecessary.

Supply of how-to-vote cards to election managers

Because of improvements in technology, section 81(2)(b) of the Act is no longer necessary. This provision requires RPPs to provide the appropriate election manager with enough how-to-vote cards for each voting centre in that electorate.

Delivering printed how-to-vote cards to all election managers is a considerable administrative burden for registered political parties. Technology enables the VEC to provide electronic copies of the how-to-vote cards to election managers for distribution to voting centre managers.

Website display of how-to-vote cards

Section 82 of the Act should provide that a registered how-to-vote card may be lodged for display on the VEC's website.

An increasing number of electors look to the VEC's website for electoral information. It would be helpful to postal voters, especially those who are outside Victoria, to be able to view how-to-vote cards on the VEC's website.

Distribution of material on election day

Section 156 of the Act prohibits the distribution of any printed electoral material other than a registered how-to-vote card within 400 metres of a voting centre during the hours of voting. It is apparent from the context that this provision applies to election day, but the words 'on election day' should be inserted after 'during the hours of voting' to make it absolutely clear that the provision applies only on election day.

Recount of votes

At a recount, scrutineers may request that ballot papers be set aside for determination by the Electoral Commissioner (section 120). At the 2002 State election, the Electoral Commissioner was required to personally rule on a small number of ballot papers that could not have affected the outcome of the election for that electorate. In such cases, the Electoral Commissioner should have the power to delegate to the election manager the responsibility to determine such ballot papers.

Mobile early voting in rural areas

Provision should be made in section 65 of the Act to establish mobile early voting centres in rural areas.

During the early voting period mobile voting teams could visit rural areas and establish a mobile voting centre, in a similar way that mobile libraries visit rural communities. The hours of operation at each location would be advertised. The AEC successfully operates a similar facility in some remote areas at Federal elections.

Payment of non-voter fines

The Electoral Regulations 2002 should be amended to allow the introduction of a range of options, including credit card and BPAY, for the payment of non-voter fines. Presently, Form P of the Regulations requires non-voter fines to be paid by cheque or money order only.

Analysis of the results of the 2002 Victorian State election



Analysis of the results of the 2002 Victorian State election

Changes in Parliament

Fifteen members of the previous Parliament (nine members of the Legislative Assembly and six members of the Legislative Council) did not contest the 2002 State election.

The members standing down from Parliament included two members of the Legislative Council who resigned before the expiry of their terms. Two of the retiring members belonged to the Australian Labor Party, nine to the Liberal Party and four to the National Party. The members who did not recontest included the former Liberal leader in the Legislative Council, the Hon Mark Birrell, the former Minister for Planning and Local Government, the Hon Rob Maclellan, three other former ministers, the Hons Geoff Craig, Roger Hallam and Keith Hamilton, the former President of the Legislative Council, the Hon Bruce Chamberlain, and the former Speaker of the Legislative Assembly, the Hon Alex Andrianopoulos. Dr Robert Dean did not re-contest as he was found to be ineligible.

Of the 97 Parliamentarians who did stand at the State election, 74 were re-elected and 23 were defeated. Of the 23 defeated members, one belonged to the Australian Labor Party, 21 to the Liberal Party and one was an independent (Susan Davies, who stood unsuccessfully for Bass).

Thirty-eight new members were elected to replace the retiring and defeated members. The party affiliations of the new members were: Australian Labor Party, 32; Liberal Party, three; and National Party, three. Overall, 34% of the members elected were new, compared with 35% at the 1999 State election.

Figures 19 and 20 show the composition of both Houses of Parliament following the 1999 and 2002 State elections.

Figures 21 and 22 list the members elected for each seat at the 2002 State election.

Figure 19 – Composition of the Legislative Assembly after the 1999 and 2002 Victorian State elections

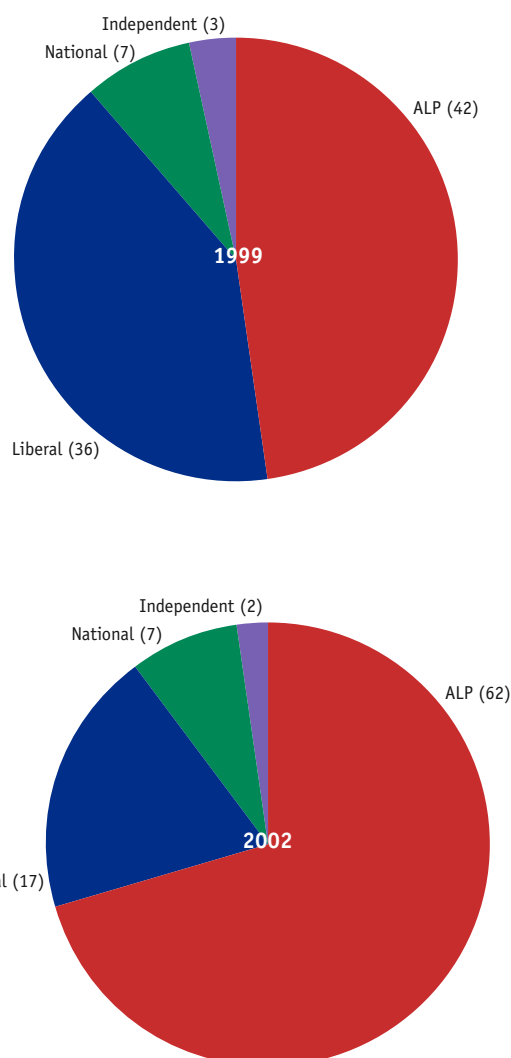
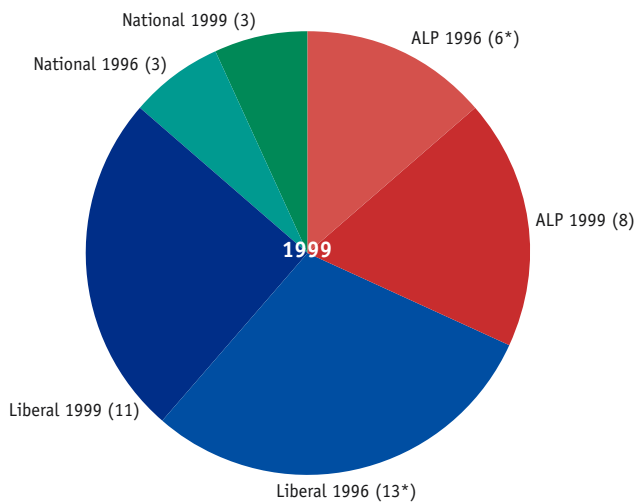
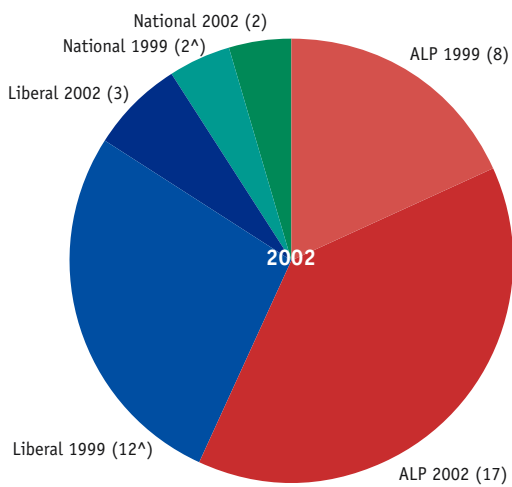




Figure 20 – Composition of the Legislative Council after the 1999 and 2002 Victorian State elections



* Three by-elections were held in conjunction with the 1999 State election for seats contested at the 1996 State election. As a result of these by-elections, the Liberals lost one seat (Ballarat) to the ALP.



^ Two by-elections were held in conjunction with the 2002 State election for seats contested at the 1999 State election. As a result of these by-elections, the National Party lost one seat (Western) to the Liberals.

Figure 21 – Legislative Assembly: members elected at the 2002 State election

District	Name	Party
Albert Park	Hon. John Thwaites	Australian Labor Party
Altona	Hon. Lynne Kosky	Australian Labor Party
Ballarat East	Geoff Howard	Australian Labor Party
Ballarat West	Karen Overington	Australian Labor Party
Bass	Ken Smith	Liberal
Bayswater	Peter Lockwood	Australian Labor Party
Bellarine	Lisa Neville	Australian Labor Party
Benalla	Bill Sykes	National Party
Benambra	Tony Plowman	Liberal
Bendigo East	Hon. Jacinta Allan	Australian Labor Party
Bendigo West	Hon. Bob Cameron	Australian Labor Party
Bentleigh	Rob Hudson	Australian Labor Party
Box Hill	Robert Clark	Liberal
Brighton	Hon. Louise Asher	Liberal
Broadmeadows	Hon. John Brumby	Australian Labor Party
Brunswick	Carlo Carli	Australian Labor Party
Bulleen	Nicholas Kotsiras	Liberal
Bundoora	Hon. Sherryl Garbutt	Australian Labor Party
Burwood	Bob Stensholt	Australian Labor Party
Carrum	Jenny Lindell	Australian Labor Party
Caulfield	Helen Shardey	Liberal
Clayton	Hong Lim	Australian Labor Party
Cranbourne	Jude Perera	Australian Labor Party
Dandenong	Hon. John Pandazopoulos	Australian Labor Party
Derrimut	Telmo Languiller	Australian Labor Party
Doncaster	Victor Perton	Liberal
Eltham	Steve Herbert	Australian Labor Party
Essendon	Hon Judy Maddigan	Australian Labor Party
Evelyn	Heather McTaggart	Australian Labor Party
Ferntree Gully	Anne Eckstein	Australian Labor Party
Footscray	Bruce Mildenhall	Australian Labor Party
Forest Hill	Kirstie Marshall	Australian Labor Party
Frankston	Alistair Harkness	Australian Labor Party
Geelong	Ian Trezise	Australian Labor Party
Gembrook	Tammy Lobato	Australian Labor Party
Gippsland East	Craig Ingram	Independent
Gippsland South	Peter Ryan	National Party
Hastings	Rosy Buchanan	Australian Labor Party
Hawthorn	Ted Baillieu	Liberal
Ivanhoe	Craig Langdon	Australian Labor Party
Keilor	George Seitz	Australian Labor Party
Kew	Andrew McIntosh	Liberal
Kilsyth	Dympna Beard	Australian Labor Party

District	Name	Party
Kororoit	Hon. André Haermeyer	Australian Labor Party
Lara	Peter Loney	Australian Labor Party
Lowan	Hugh Delahunty	National Party
Lyndhurst	Hon. Tim Holding	Australian Labor Party
Macedon	Joanne Duncan	Australian Labor Party
Malvern	Robert Doyle	Liberal
Melbourne	Hon. Bronwyn Pike	Australian Labor Party
Melton	Don Nardella	Australian Labor Party
Mildura	Russell Savage	Independent
Mill Park	Lily D'Ambrosio	Australian Labor Party
Mitcham	Tony Robinson	Australian Labor Party
Monbulk	James Merlino	Australian Labor Party
Mordialloc	Janice Munt	Australian Labor Party
Mornington	Hon. Robin Cooper	Liberal
Morwell	Brendan Jenkins	Australian Labor Party
Mount Waverley	Maxine Morand	Australian Labor Party
Mulgrave	Daniel Andrews	Australian Labor Party
Murray Valley	Ken Jasper	National Party
Narracan	Ian Maxfield	Australian Labor Party
Narre Warren North	Luke Donnellan	Australian Labor Party
Narre Warren South	Dale Wilson	Australian Labor Party
Nepean	Martin Dixon	Liberal
Niddrie	Hon. Rob Hulls	Australian Labor Party
Northcote	Hon. Mary Delahunty	Australian Labor Party
Oakleigh	Ann Barker	Australian Labor Party
Pascoe Vale	Hon. Christine Campbell	Australian Labor Party
Polwarth	Terry Mulder	Liberal
Prahran	Tony Lupton	Australian Labor Party
Preston	Michael Leighton	Australian Labor Party
Richmond	Richard Wynne	Australian Labor Party
Ripon	Joe Helper	Australian Labor Party
Rodney	Noel Maughan	National Party
Sandringham	Murray Thompson	Liberal
Scoresby	Kim Wells	Liberal
Seymour	Ben Hardman	Australian Labor Party
Shepparton	Jeanette Powell	National Party
South Barwon	Michael Crutchfield	Australian Labor Party
South-West Coast	Hon. Denis Napthine	Liberal
Swan Hill	Peter Walsh	National Party
Tarneit	Mary Gillett	Australian Labor Party
Thomastown	Hon. Peter Batchelor	Australian Labor Party
Warrandyte	Hon. Phil Honeywood	Liberal
Williamstown	Hon. Steve Bracks	Australian Labor Party
Yan Yean	Danielle Green	Australian Labor Party
Yuroke	Liz Beattie	Australian Labor Party

Figure 22 – Legislative Council: members after the 2002 State election

Province	Name	Party
Ballarat	(a) Hon. John McQuilten	Australian Labor Party
	(b) Hon. Dianne Hadden	Australian Labor Party
Central Highlands	(a) Hon. Robert Mitchell	Australian Labor Party
	(b) Hon. Graeme Stoney	Liberal
Chelsea	(a) Hon. Matt Viney	Australian Labor Party
	(b) Hon. Robert Smith	Australian Labor Party
Doutta Galla	(a) Hon. Monica Gould	Australian Labor Party
	(b) Hon. Justin Madden	Australian Labor Party
East Yarra	(a) Hon. David Davis	Liberal
	(c) Hon. Richard Dalla-Riva	Liberal
Eumemmerring	(a) Hon. Adem Somyurek	Australian Labor Party
	(b) Hon. Gordon Rich-Phillips	Liberal
Geelong	(a) Hon. John Eren	Australian Labor Party
	(b) Hon. Elaine Carbines	Australian Labor Party
Gippsland	(a) Hon. Peter Hall	National Party
	(b) Hon. Philip Davis	Liberal
Higinbotham	(a) Hon. Noel Pullen	Australian Labor Party
	(b) Hon. Chris Strong	Liberal
Jika Jika	(a) Hon. Theo Theophanous	Australian Labor Party
	(b) Hon. Jenny Mikakos	Australian Labor Party
Koonung	(a) Hon. Helen Buckingham	Australian Labor Party
	(b) Hon. Bruce Atkinson	Liberal
Melbourne	(a) Hon. Gavin Jennings	Australian Labor Party
	(b) Hon. Glenyys Romanes	Australian Labor Party
Melbourne North	(a) Hon. Candy Broad	Australian Labor Party
	(b) Hon. Marsha Thomson	Australian Labor Party
Melbourne West	(a) Hon. Sang Nguyen	Australian Labor Party
	(b) Hon. Kaye Darveniza	Australian Labor Party
Monash	(a) Hon. John Scheffer	Australian Labor Party
	(b) Hon. Andrea Coote	Liberal
North Eastern	(a) Hon. Wendy Lovell	Liberal
	(b) Hon. Bill Baxter	National Party
North Western	(a) Hon. Damian Drum	National Party
	(b) Hon. Barry Bishop	National Party
Silvan	(a) Hon. Carolyn Hirsh	Australian Labor Party
	(b) Hon. Andrew Olexander	Liberal
South Eastern	(b) Hon. Ron Bowden	Liberal
Templestowe	(a) Hon. Lidia Argondizzo	Australian Labor Party
	(b) Hon. Bill Forwood	Liberal
Waverley	(a) Hon. John Lenders	Australian Labor Party
	(b) Hon. Andrew Brideson	Liberal
Western	(a) Hon. John Vogels	Liberal
	(c) Hon. David Koch	Liberal
Western Port	(a) Hon. Geoff Hilton	Australian Labor Party

(a) Elected 30 November 2002
(b) Elected 18 September 1999
(c) Elected at by-election 30 November 2002

Candidates and parties

A total of 477* candidates nominated to contest the 2002 State election. This compares with 406* candidates who contested the 1999 election and 421* at the 1996 election (see Figure 23). The increase in the number of candidates in 2002 can be attributed mainly to the fact that the Greens stood candidates for nearly every seat. As well, in the absence of a Coalition arrangement, the Liberals stood a candidate in every seat and the Nationals stood in a number of Liberal seats.

At the 2002 State election 372 candidates contested the 88 Legislative Assembly seats, and 97 candidates contested the 22 Legislative Council seats. Eight candidates nominated for the by-election vacancies in East Yarra and Western provinces.

In 2002 there were no two-candidate contests, compared with 29 in 1999. The number of three-candidate contests decreased substantially, while the number of four- and five-candidate contests showed a marked increase.

The number of women nominating as candidates was 158, compared with 130 at the 1999 State election. Thirty-four women were elected, an increase on the twenty-nine women elected in 1999.

Appendix 12 lists all candidates contesting the 2002 State election in alphabetical order.

* Includes the candidates for the two simultaneous Legislative Council by-elections.

Figure 23 – Number of candidates contesting Victorian State elections 1992-2002

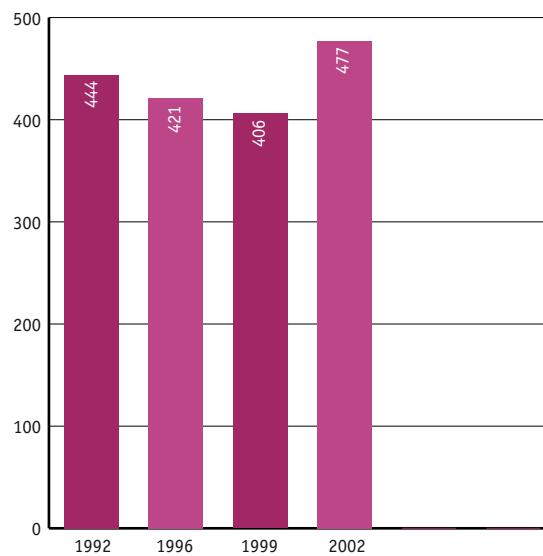
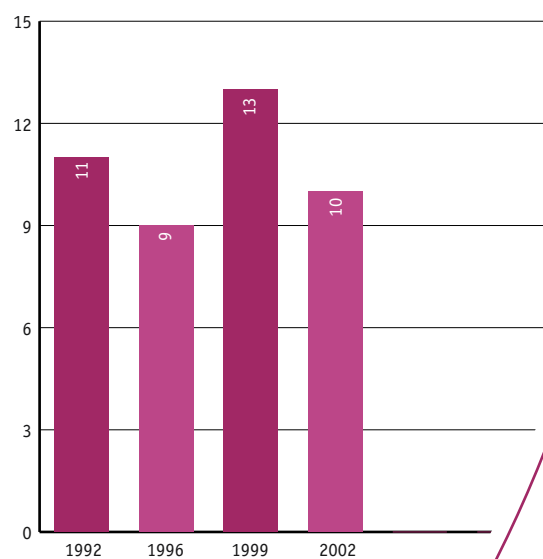


Figure 24 – Number of registered political parties contesting Victorian State elections 1992-2002



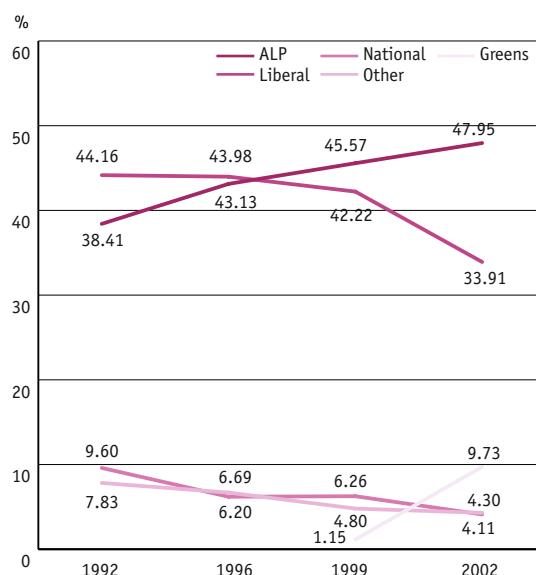
Ten registered political parties stood candidates in 2002, compared with 13 in 1999 (see Figure 24).

Sixty-five candidates were not endorsed by any registered party, which was fewer than the 78 in 1999. Some of those candidates may have belonged to unregistered political parties, but the VEC's database does not enable such candidates to be distinguished from independents. Two independents were elected in 2002, compared with three at the previous State election.

Figure 25 shows the percentage of first-preference votes received by the parties in elections for the Legislative Assembly since 1992.

Figures 26, 27 and 28 show the results for parties and candidates at the 2002 State election and the two simultaneous Province by-elections.

Figure 25 – Legislative Assembly: first-preference votes 1992-2002



Candidates' deposits forfeited

Of the 477 candidates, 104 obtained less than four per cent of the first-preference votes in their electorates, and thus forfeited their deposits. These candidates comprised 22 Australian Democrats, 17 Citizens Electoral Council candidates, five Christian Democrats, five Socialists, five Hope Party candidates, two Greens, one Democratic Labor Party candidate and 47 independent candidates.

Two-candidate-preferred counts

Two-candidate-preferred counts were conducted in all electorates. The purpose of the two-candidate-preferred count was to provide an early indication of the result of the election, and also to provide detailed information for political parties and analysts.

Before election day, the Electoral Commissioner selected the two candidates in each electorate who would be included in the two-candidate-preferred count. In most electorates these were the Labor and Liberal or National candidates. In four districts (Bass, Gippsland East, Mildura and Shepparton) the incumbent independent member or a prominent independent candidate and the Liberal or National candidate were selected, while in the district of Lowan the National and Liberal candidates were selected and in the district of Melbourne the Labor and Green candidates were selected. On election night, and after election day, the votes for the other candidates were distributed to the two selected candidates in each electorate on the basis of the preferences indicated on the ballot papers.

The selection of candidates for the two-candidate-preferred counts was incorrect in the districts of Bass, Brunswick, Lowan, Mildura, Northcote, Richmond and Shepparton, in Melbourne and North Eastern provinces and in the Western Province by-election. In each of these cases the two-candidate-preferred count was not an appropriate indicator of the election result.

The two-candidate-preferred counts were based on the first count of votes. For this reason, in electorates where preference distributions were required, there are minor discrepancies between these figures and the recheck figures produced when first-preference votes

were rechecked before the official preference distributions were conducted. As well, in a number of electorates where preference distributions were conducted, not all declaration votes were included in the two-candidate-preferred count.

Figure 26 – Legislative Assembly votes at the 2002 Victorian State election

Party	Candidates	Successful candidates	Votes	Formal vote (%)	Change since 1999 (% point)
Australian Labor Party	88	62	1,392,704	47.95	+2.38
Liberal Party	88	17	985,011	33.91	-8.31
Australian Greens	84	0	282,585	9.73	+8.58
National Party	17	7	125,003	4.30	-0.5
Citizens Electoral Council	18	0	9,654	0.33	+0.33
Democrats	6	0	3,948	0.14	-0.14
Socialist Alliance	5	0	3,274	0.11	+0.11
Christian Democratic Party	3	0	1,723	0.06	+0.04
Democratic Labor Party	1	0	1,035	0.04	-0.18
Hope Party	1	0	914	0.03	-0.36
Other candidates	61	2	98,700	3.40	-1.32
Total	372	88	2,904,551	100.00	

Note: There were 102,791 informal votes, making a total of 3,007,342 votes cast for the Legislative Assembly.

Figure 27 – Legislative Council votes at the 2002 Victorian State election

Party	Candidates	Successful candidates	Votes	Formal vote (%)	Change since 1999 (% point)
Australian Labor Party	22	17	1,375,245	47.49	+5.26
Liberal Party	22	3	999,392	34.51	-5.19
Australian Greens	22	0	314,697	10.87	+8.64
National Party	5	2	126,419	4.37	-2.91
Democrats	16	0	51,718	1.79	-5.00
Christian Democratic Party	2	0	4,158	0.14	-0.10
Hope Party	4	0	4,615	0.16	+0.16
Other candidates	4	0	19,534	0.67	-0.62
Total	97	22	2,895,778	100.00	

Notes:

1. Excludes East Yarra and Western by-elections
2. There were 110,422 informal votes, making a total of 3,006,200 votes cast for the Legislative Council.

Figure 28 – Legislative Council by-elections 2002 first-preference votes

Party	East Yarra	%	Western	%
Australian Labor Party	43,964	34.61%	40,984	34.28%
Liberal Party	58,145	45.78%	46,321	38.75%
Australian Greens	21,096	16.61%	10,973	9.18%
National Party			21,263	17.79%
Democrats	3,805	3.00%		
Total	127,010		119,541	

Note: There were 7,952 informal votes, making a total of 254,503 votes cast at the Legislative Council by-elections.

Preference distributions

Preference distributions to determine the result of an election were required in each electorate where no candidate obtained an absolute majority (more than 50 per cent) of the first-preference votes. Preference distributions were conducted in 46 districts and 13 provinces in the State election, and also in the East Yarra and Western province by-elections. In each case, the first step was to recheck all the first-preference votes, to establish a secure basis for the distribution of preferences. (The rechecks usually detect a number of mistakes in the initial count, leading to minor discrepancies between rechecked figures and the two-candidate-preferred counts mentioned above.)

Following the re-check, the candidate with the fewest first-preference votes is declared excluded, and votes for that candidate are distributed to the remaining candidates according to the preferences on the excluded candidate's ballot papers. This process continues until one candidate obtains an absolute majority of the formal votes. (In two districts – Narracan and Polwarth – the preference distribution reached a result while there were still more than two candidates remaining.)

Recounts

Candidates are entitled to request a recount of all ballot papers at an election, or the Electoral Commissioner or election manager may decide to conduct a recount. At recounts all decisions regarding disputed ballot papers are reserved for the Electoral Commissioner.

Recounts were conducted for Evelyn and Nepean districts and Higinbotham and Western Port provinces. In all cases, the result of the recount confirmed the results of the previous count (with only minor differences in the numbers of votes).

Recounts are conducted on an electorate-wide basis rather than by individual voting centres. The detailed breakdown of votes by voting centre for Evelyn and Nepean districts and Higinbotham and Western Port provinces are derived from the recheck counts conducted before the distribution of preferences, while the preference distribution tables are derived from the results of the recounts.



Two-party-preferred vote

Since 1985, the Victorian Electoral Commission (and its predecessor, the State Electoral Office) has prepared two-party-preferred vote statistics for each State election. The purpose of the two-party-preferred vote is to show, for each electorate and for the State as a whole, how the vote was divided between the Australian Labor Party and the Liberal and National parties, taking into account the preferences of people who vote for minor parties and independents.

The two-party-preferred vote was calculated in the following way:

- In electorates where a preference distribution was conducted to determine the result, where the distribution continued until only two candidates were left in the count, and where the final distribution was between a Labor and a Liberal/

National candidate, the final result of the preference distribution constituted the two-party-preferred vote. There were 41 districts and twelve provinces where this applied in the 2002 State election. This was also the case in the two province by-elections.

- In electorates where a preference distribution was not conducted or could not be used (because the distribution determined the result when there were more than two candidates still in the count, or because the distribution was not between a Labor and a Liberal/National candidate), and where the two-candidate-preferred count was between a Labor and a Liberal/National candidate, the two-candidate-preferred count constituted the two-party-preferred vote. There were 44 such Districts and ten such Provinces in the 2002 State election.

- In electorates where neither the preference distribution nor the two-candidate-preferred count was between a Labor and a Liberal/National candidate, a special two-party-preferred count was conducted. There were three such districts in the 2002 State election. In Gippsland East both the two-candidate-preferred count and the preference distribution were between the National candidate and the independent member Craig Ingram. In Mildura the two-candidate-preferred count was between the Liberal candidate and the independent member Russell Savage, and no preference distribution was conducted. In Shepparton the two-candidate-preferred count was between the independent candidate Chris Hazelman and the National candidate, and the preference distribution was between the National and Liberal candidates. In these districts the special two-party-preferred count distributed preferences from the other candidates to the Labor and National candidates.

In electorates where both Liberal and National candidates were standing, the leading candidate of the two parties in that electorate was chosen as the Liberal/National candidate for the two-party-preferred vote. There were seventeen such districts and five such provinces (plus the Western Province by-election) in the 2002 State election. In twelve electorates the Liberal candidates were chosen for the two-party-preferred vote, while in eleven electorates the National candidates were chosen.

It is worth noting that the two-party-preferred vote is provided for information purposes only. It provides a measure – in each electorate and for the State as a whole – of support for the parties most likely to form government. The two-party-preferred vote does not alter the result of the election in any electorate. The election result is determined according to law by the count of first-preference votes and by preference distributions where required, regardless of the party affiliations of the candidates.

In most State elections there are a number of cases where the Labor or Liberal/National candidates are not the two leading candidates in an electorate. There were four such cases in the 1996 State election, six in the 1999 State election, and eleven in the 2002 State election (Brunswick, Melbourne, Northcote and Richmond districts and Melbourne Province, in which the Liberal candidate was third in terms of first-preference votes; Gippsland East, Rodney and Shepparton districts, in which the Labor candidate came third on the first-preference votes; Lowan and Swan Hill districts, in which the Labor candidate came third on the first-preference votes but ended second in the preference distributions; and Mildura District, in which the Labor candidate came fourth on the first-preference votes). In each case, preferences were distributed to the Labor and the leading Liberal/National candidate, in order to maintain a consistent approach and establish a two-party-preferred vote.

**Figure 29 – Legislative Assembly:
two-party-preferred votes at Victorian
State elections 1992-2002**

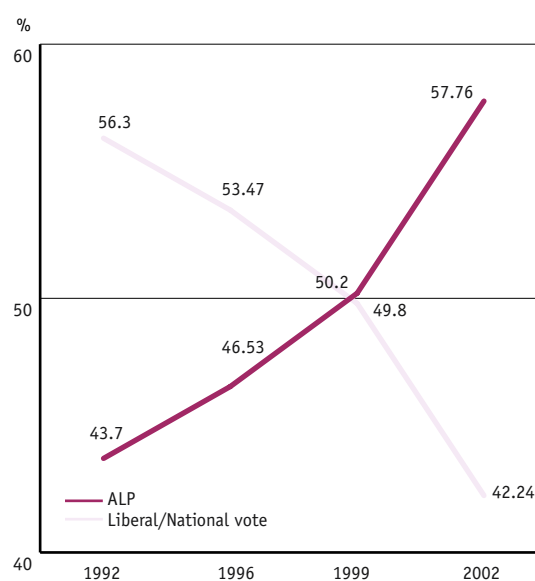


Figure 30 – Legislative Assembly: two-party-preferred vote at the 2002 State election

District	Labor votes	%	Liberal/National votes	%	Swing 1999-2002 (%)
Albert Park	20,835	62.5%	12,499	37.5%	5.9 to Labor
Altona	23,995	74.69%	8,130	25.31%	9.2 to Labor
Ballarat East	19,199	57.61%	14,125	42.39%	4.3 to Labor
Ballarat West	21,625	59.00%	15,027	41.00%	7.6 to Labor
Bass	15,884	49.36%	16,294	50.64%	6.1 to Labor
Bayswater	17,553	52.74%	15,731	47.26%	9.0 to Labor
Bellarine	20,911	58.25%	14,988	41.75%	9.4 to Labor
Benalla	15,279	48.03%	16,531	51.97%	2.6 against Labor*
Benambra	13,953	45.97%	16,397	54.03%	3.5 to Labor
Bendigo East	20,795	62.96%	12,232	37.04%	10.1 to Labor
Bendigo West	23,203	65.94%	11,986	34.06%	4.9 to Labor
Bentleigh	18,368	54.74%	15,186	45.26%	6.6 to Labor
Box Hill	16,658	48.91%	17,401	51.09%	6.8 to Labor
Brighton	13,686	42.59%	18,447	57.41%	7.3 to Labor
Broadmeadows	25,736	80.78%	6,123	19.22%	5.9 to Labor
Brunswick	25,554	78.04%	7,192	21.96%	6.8 to Labor
Bulleen	14,898	47.36%	16,561	52.64%	10.0 to Labor
Bundoora	21,411	67.57%	10,277	32.43%	10.4 to Labor
Burwood	19,052	55.09%	15,533	44.91%	2.3 to Labor ^
Carrum	21,873	62.16%	13,315	37.84%	10.9 to Labor
Caulfield	15,187	47.75%	16,620	52.25%	6.0 to Labor
Clayton	22,479	73.84%	7,962	26.16%	11.8 to Labor
Cranbourne	18,609	60.79%	12,005	39.21%	9.3 to Labor
Dandenong	21,554	70.31%	9,100	29.69%	8.8 to Labor
Derrimut	22,245	77.30%	6,533	22.70%	7.1 to Labor
Doncaster	15,723	49.23%	16,213	50.77%	11.6 to Labor
Eltham	19,309	54.79%	15,935	45.21%	8.5 to Labor
Essendon	22,065	65.92%	11,405	34.08%	7.7 to Labor
Evelyn	16,793	50.33%	16,573	49.67%	12.6 to Labor
Ferntree Gully	18,548	52.28%	16,928	47.72%	9.8 to Labor
Footscray	23,382	74.90%	7,835	25.10%	7.1 to Labor
Forest Hill	19,063	55.78%	15,113	44.22%	12.1 to Labor
Frankston	18,446	55.77%	14,629	44.23%	9.0 to Labor
Geelong	20,300	58.10%	14,638	41.90%	8.5 to Labor

District	Labor votes	%	Liberal/National votes	%	Swing 1999-2002 (%)
Gembrook	16,217	51.58%	15,222	48.42%	8.5 to Labor
Gippsland East	13,371	39.82%	20,204	60.18%	7.6 against Labor
Gippsland South	13,042	39.15%	20,274	60.85%	2.8 against Labor
Hastings	17,321	50.85%	16,739	49.15%	8.1 to Labor
Hawthorn	14,575	44.12%	18,458	55.88%	8.2 to Labor
Ivanhoe	20,972	62.49%	12,586	37.51%	7.7 to Labor
Keilor	23,566	68.04%	11,071	31.96%	11.4 to Labor
Kew	14,049	44.02%	17,865	55.98%	7.8 to Labor
Kilsyth	17,726	52.09%	16,305	47.91%	10.0 to Labor
Kororoit	23,415	77.05%	6,973	22.95%	6.3 to Labor
Lara	25,211	72.34%	9,638	27.66%	9.7 to Labor
Lowan	11,779	32.92%	24,001	67.08%	5.2 against Labor
Lyndhurst	22,927	75.08%	7,610	24.92%	14.3 to Labor
Macedon	21,513	59.25%	14,798	40.75%	9.6 to Labor
Malvern	13,014	39.82%	19,669	60.18%	5.9 to Labor
Melbourne	20,510	72.17%	7,910	27.83%	9.9 to Labor
Melton	20,764	65.32%	11,022	34.68%	8.7 to Labor
Mildura	13,957	43.29%	18,284	56.71%	6.6 to Labor
Mill Park	24,915	76.78%	7,536	23.22%	13.0 to Labor
Mitcham	19,405	57.68%	14,239	42.32%	7.7 to Labor
Monbulk	19,132	58.26%	13,707	41.74%	10.7 to Labor
Mordialloc	18,717	54.53%	15,610	45.47%	7.0 to Labor
Mornington	15,235	48.18%	16,388	51.82%	10.0 to Labor
Morwell	17,855	54.86%	14,692	45.14%	4.1 against Labor
Mount Waverley	17,559	52.29%	16,020	47.71%	11.3 to Labor
Mulgrave	20,188	66.22%	10,296	33.78%	11.9 to Labor
Murray Valley	11,537	36.11%	20,416	63.89%	1.8 to Labor
Narracan	19,471	56.82%	14,794	43.18%	7.2 to Labor
Narre Warren North	18,991	59.70%	12,822	40.30%	14.8 to Labor
Narre Warren South	21,331	62.60%	12,745	37.40%	14.0 to Labor
Nepean	16,399	49.83%	16,513	50.17%	6.0 to Labor
Niddrie	22,114	66.60%	11,088	33.40%	10.2 to Labor
Northcote	25,857	78.32%	7,157	21.68%	5.7 to Labor
Oakleigh	20,432	65.21%	10,902	34.79%	12.3 to Labor
Pascoe Vale	24,359	74.20%	8,468	25.80%	7.4 to Labor
Polwarth	14,557	40.47%	21,413	59.53%	3.6 to Labor
Prahran	16,869	54.42%	14,130	45.58%	9.1 to Labor
Preston	25,302	75.75%	8,100	24.25%	7.0 to Labor
Richmond	23,933	75.55%	7,747	24.45%	9.8 to Labor
Ripon	19,097	57.43%	14,155	42.57%	5.6 to Labor
Rodney	10,807	33.58%	21,380	66.42%	2.1 against Labor



District	Labor votes	%	Liberal/National votes	%	Swing 1999-2002 (%)
Sandringham	15,360	46.97%	17,345	53.03%	9.1 to Labor
Scoresby	16,016	46.68%	18,291	53.32%	11.5 to Labor
Seymour	19,434	59.49%	13,236	40.51%	9.5 to Labor
Shepparton	11,209	34.87%	20,933	65.13%	2.8 against Labor
South Barwon	19,880	55.01%	16,261	44.99%	9.7 to Labor
South-West Coast	18,104	49.26%	18,647	50.74%	3.9 to Labor
Swan Hill	11,378	35.85%	20,362	64.15%	2.0 against Labor
Tarneit	22,538	67.40%	10,901	32.60%	6.7 to Labor
Thomastown	27,451	81.74%	6,132	18.26%	7.6 to Labor
Warrandyte	15,605	43.65%	20,145	56.35%	7.5 to Labor
Williamstown	25,295	75.71%	8,114	24.29%	7.6 to Labor
Yan Yean	19,204	59.53%	13,055	40.47%	10.1 to Labor
Yuroke	23,683	72.88%	8,813	27.12%	13.9 to Labor
Total	1,677,308	57.76%	1,226,652	42.24%	7.56 to Labor

Number of districts swinging to Labor 1999-2002: 80

Number of districts swinging to Liberal/National 1999-2002: 8

* Based on 2000 by-election, 4.7 percentage point swing to Labor based on 1999 State election.

^ Based on 1999 by-election, 10.9 percentage point swing to Labor based on 1999 State election.

Figure 31 – Legislative Council: two-party-preferred vote at the 2002 State election

Province	Labor votes	%	Liberal/National votes	%	Swing 1999-2002 (%)
Ballarat	84,713	61.32%	53,426	38.68%	8.1 to Labor
Central Highlands	70,460	54.50%	58,831	45.50%	9.7 to Labor
Chelsea	80,160	61.67%	49,825	38.33%	8.8 to Labor
Doutta Galla	91,581	71.90%	35,797	28.10%	5.5 to Labor
East Yarra	66,019	49.89%	66,304	50.11%	9.9 to Labor
Eumemmerring	76,438	59.87%	51,230	40.13%	10.9 to Labor
Geelong	86,253	60.82%	55,564	39.18%	8.9 to Labor
Gippsland	64,210	47.99%	69,590	52.01%	0.1 to Labor
Higinbotham	66,711	50.38%	65,717	49.62%	6.5 to Labor
Jika Jika	98,031	75.15%	32,424	24.85%	9.3 to Labor
Koonung	74,853	54.53%	62,423	45.47%	11.6 to Labor
Melbourne	90,671	71.33%	36,447	28.67%	8.7 to Labor
Melbourne North	101,705	77.83%	28,979	22.17%	9.5 to Labor
Melbourne West	91,780	70.59%	38,237	29.41%	5.8 to Labor
Monash	66,740	51.94%	61,761	48.06%	7.9 to Labor
North Eastern	51,640	41.25%	73,538	58.75%	1.4 to Labor
North Western	65,008	49.55%	66,200	50.45%	5.4 to Labor
Silvan	69,885	51.78%	65,082	48.22%	8.3 to Labor
Templestowe	70,611	53.88%	60,452	46.12%	9.6 to Labor
Waverley	78,478	62.36%	47,362	37.64%	10.0 to Labor
Western	64,505	45.66%	76,772	54.34%	4.2 to Labor
Western Port	65,441	50.15%	65,038	49.85%	8.5 to Labor
Total	1,675,108	57.85%	1,220,258	42.15%	7.73 to Labor

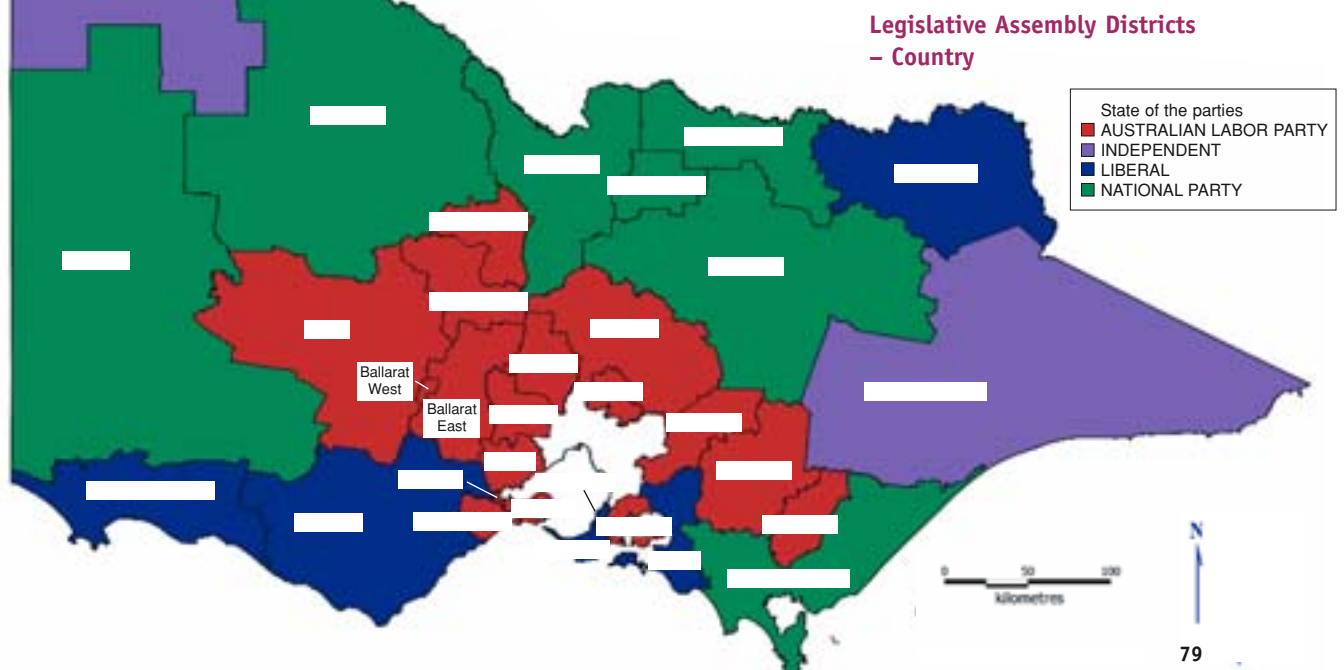
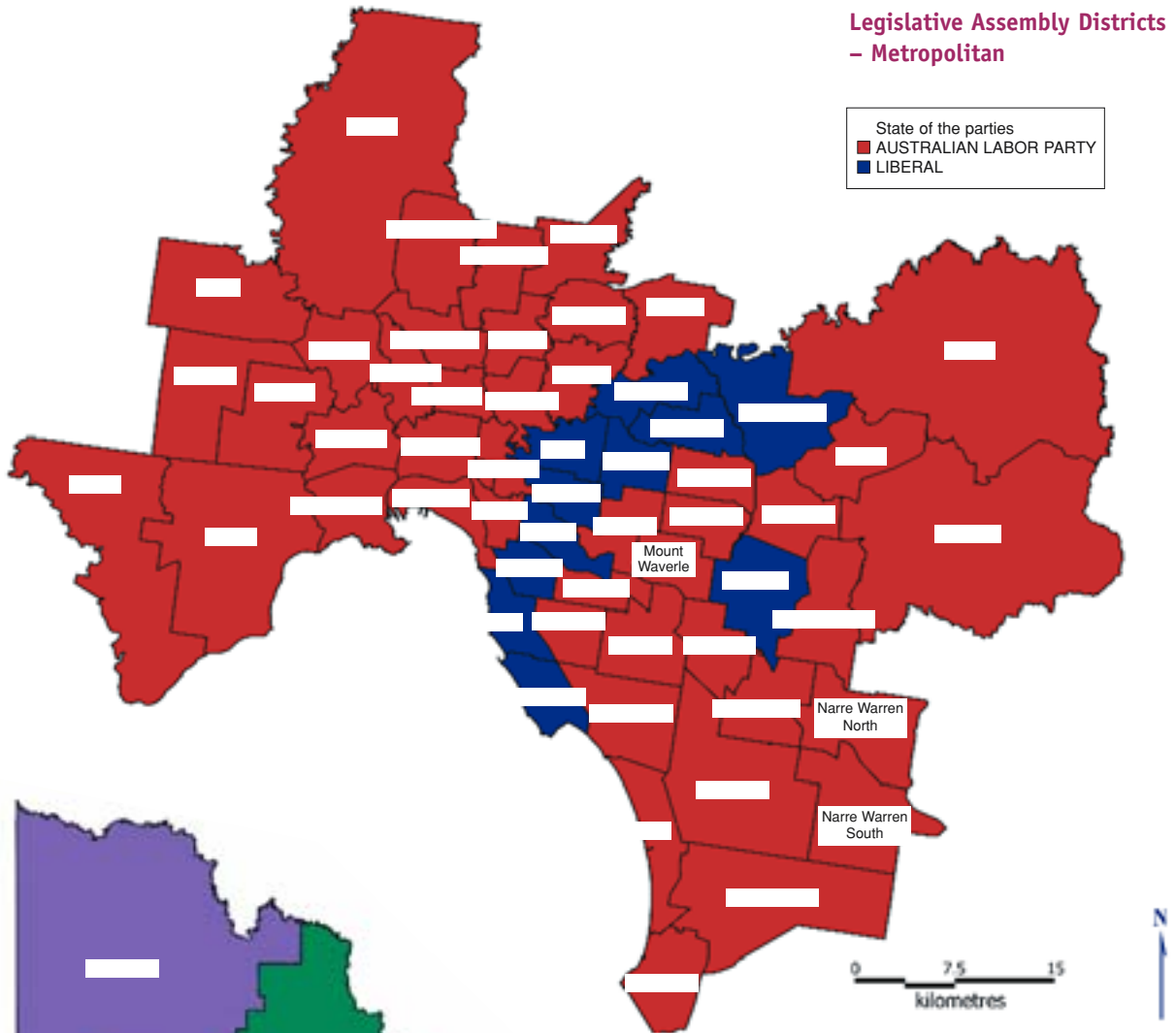
Number of Provinces swinging to Labor 1999-2002: 22

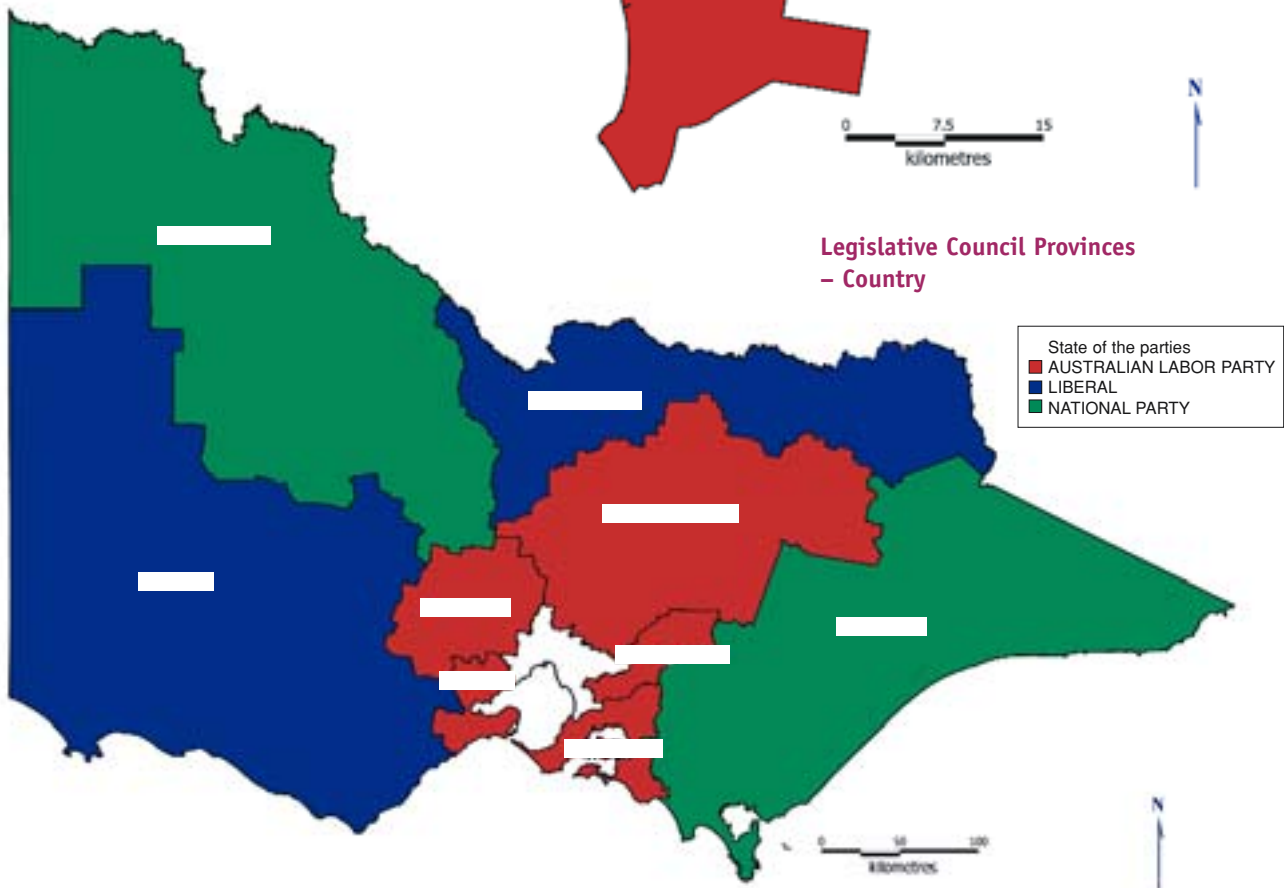
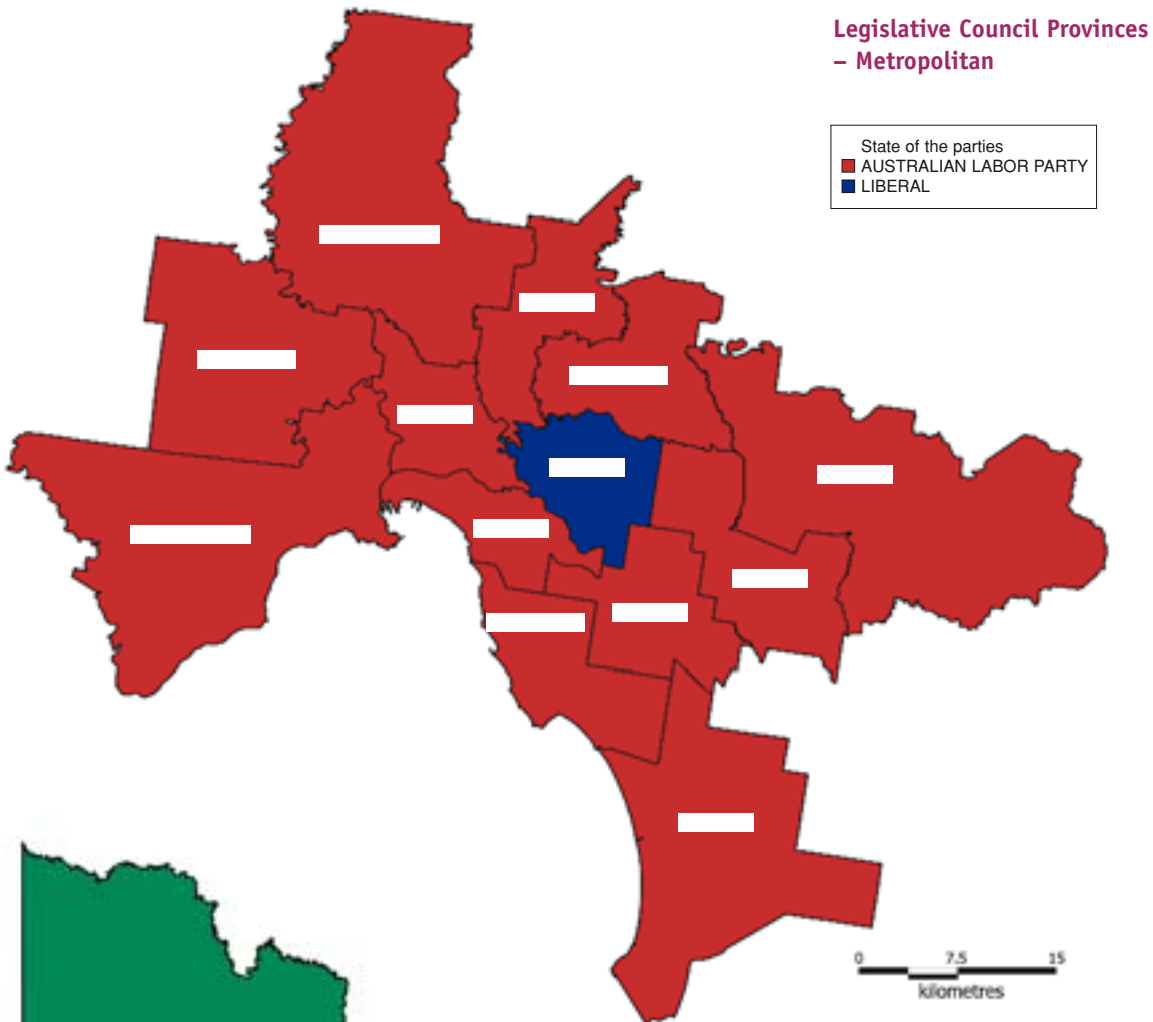
Number of Provinces swinging to Liberal/National 1999-2002: 0

By-elections

East Yarra by-election	61,521	48.44%	65,489	51.56%	8.7 to Labor
Western by-election	52,588	43.99%	66,953	56.01%	5.9 to Labor

Maps of electoral districts and provinces





Margins by which seats are held

The following tables show the final votes for the first and second placed candidates in each seat, and the percentage point swing required for each seat to change hands. The figures are derived from:

- preference distributions where they were conducted; and
- two-candidate-preferred counts for the remaining seats.

The seats are grouped by party, and ranked from safest to most marginal.

Figure 32 – Legislative Assembly: margins by which Labor members hold their seats

District	Labor votes	%	Non-Labor votes	%	Swing required (% point)
Thomastown	27,451	81.74%	6,132	18.26%	31.75 to Liberal
Broadmeadows	25,736	80.78%	6,123	19.22%	30.79 to Liberal
Derrimut	22,245	77.30%	6,533	22.70%	27.31 to Liberal
Kororoit	23,415	77.05%	6,973	22.95%	27.06 to Liberal
Mill Park	24,915	76.78%	7,536	23.22%	26.79 to Liberal
Preston	25,302	75.75%	8,100	24.25%	25.76 to Liberal
Williamstown	25,295	75.71%	8,114	24.29%	25.72 to Liberal
Lyndhurst	22,927	75.08%	7,610	24.92%	25.09 to Liberal
Footscray	23,382	74.90%	7,835	25.10%	24.91 to Liberal
Altona	23,995	74.69%	8,130	25.31%	24.70 to Liberal
Pascoe Vale	24,359	74.20%	8,468	25.80%	24.21 to Liberal
Clayton	22,479	73.84%	7,962	26.16%	23.85 to Liberal
Yuroke	23,683	72.88%	8,813	27.12%	22.89 to Liberal
Lara	25,211	72.34%	9,638	27.66%	22.35 to Liberal
Dandenong	21,554	70.31%	9,100	29.69%	20.32 to Liberal
Keilor	23,566	68.04%	11,071	31.96%	18.05 to Liberal
Bundoora	21,411	67.57%	10,277	32.43%	17.58 to Liberal
Tarneit	22,538	67.40%	10,901	32.60%	17.41 to Liberal
Niddrie	22,114	66.60%	11,088	33.40%	16.61 to Liberal
Mulgrave	20,188	66.22%	10,296	33.78%	16.23 to Liberal
Bendigo West	23,203	65.94%	11,986	34.06%	15.95 to Liberal
Essendon	22,065	65.92%	11,405	34.08%	15.93 to Liberal
Melton	20,764	65.32%	11,022	34.68%	15.33 to Liberal
Oakleigh	20,432	65.21%	10,902	34.79%	15.22 to Liberal
Bendigo East	20,795	62.96%	12,232	37.04%	12.97 to Liberal
Narre Warren South	21,331	62.60%	12,745	37.40%	12.61 to Liberal

District	Labor votes	%	Non-Labor votes	%	Swing required (% point)
Albert Park	20,835	62.50%	12,499	37.50%	12.51 to Liberal
Ivanhoe	20,972	62.49%	12,586	37.51%	12.50 to Liberal
Carrum	21,873	62.16%	13,315	37.84%	12.17 to Liberal
Cranbourne	18,609	60.79%	12,005	39.21%	10.80 to Liberal
Narre Warren North	18,991	59.70%	12,822	40.30%	9.71 to Liberal
Yan Yean	19,204	59.53%	13,055	40.47%	9.54 to Liberal
Seymour	19,434	59.49%	13,236	40.51%	9.50 to Liberal
Brunswick	19,340	59.29%	13,281	40.71%	9.30 to Greens
Macedon	21,513	59.25%	14,798	40.75%	9.26 to Liberal
Ballarat West	21,625	59.00%	15,027	41.00%	9.01 to Liberal
Monbulk	19,132	58.26%	13,707	41.74%	8.27 to Liberal
Bellarine	20,911	58.25%	14,988	41.75%	8.26 to Liberal
Geelong	20,300	58.10%	14,638	41.90%	8.11 to Liberal
Northcote	19,103	57.90%	13,892	42.10%	7.91 to Greens
Mitcham	19,405	57.68%	14,239	42.32%	7.69 to Liberal
Ballarat East	19,199	57.61%	14,125	42.39%	7.62 to Liberal
Ripon	19,097	57.43%	14,155	42.57%	7.44 to Liberal
Narracan	19,471	56.82%	14,794	43.18%	6.83 to Liberal
Forest Hill	19,063	55.78%	15,113	44.22%	5.79 to Liberal
Frankston	18,446	55.77%	14,629	44.23%	5.78 to Liberal
Burwood	19,052	55.09%	15,533	44.91%	5.10 to Liberal
South Barwon	19,880	55.01%	16,261	44.99%	5.02 to Liberal
Morwell	17,855	54.86%	14,692	45.14%	4.87 to Liberal
Eltham	19,309	54.79%	15,935	45.21%	4.80 to Liberal
Bentleigh	18,368	54.74%	15,186	45.26%	4.75 to Liberal
Mordialloc	18,717	54.53%	15,610	45.47%	4.54 to Liberal
Prahran	16,869	54.42%	14,130	45.58%	4.43 to Liberal
Richmond	16,787	53.09%	14,832	46.91%	3.10 to Greens
Bayswater	17,553	52.74%	15,731	47.26%	2.75 to Liberal
Mount Waverley	17,559	52.29%	16,020	47.71%	2.30 to Liberal
Ferntree Gully	18,548	52.28%	16,928	47.72%	2.29 to Liberal
Kilsyth	17,726	52.09%	16,305	47.91%	2.10 to Liberal
Melbourne	14,757	51.92%	13,665	48.08%	1.93 to Greens
Gembrook	16,217	51.58%	15,222	48.42%	1.59 to Liberal
Hastings	17,321	50.85%	16,739	49.15%	0.86 to Liberal
Evelyn	16,793	50.33%	16,573	49.67%	0.34 to Liberal

Figure 33 – Legislative Assembly: margins by which Liberal members hold their seats

District	Liberal votes	%	Labor votes	%	Swing required (% point)
Malvern	19,669	60.18%	13,014	39.82%	10.19 to Labor
Polwarth	21,413	59.53%	14,557	40.47%	9.54 to Labor
Brighton	18,447	57.41%	13,686	42.59%	7.42 to Labor
Warrandyte	20,145	56.35%	15,605	43.65%	6.36 to Labor
Kew	17,865	55.98%	14,049	44.02%	5.99 to Labor
Hawthorn	18,458	55.88%	14,575	44.12%	5.89 to Labor
Benambra	16,397	54.03%	13,953	45.97%	4.04 to Labor
Scoresby	18,291	53.32%	16,016	46.68%	3.33 to Labor
Sandringham	17,348	53.03%	15,364	46.97%	3.04 to Labor
Bulleen	16,561	52.64%	14,898	47.36%	2.65 to Labor
Caulfield	16,620	52.25%	15,187	47.75%	2.26 to Labor
Mornington	16,388	51.82%	15,235	48.18%	1.83 to Labor
Box Hill	17,401	51.09%	16,658	48.91%	1.10 to Labor
Doncaster	16,213	50.77%	15,723	49.23%	0.78 to Labor
South-West Coast	18,647	50.74%	18,104	49.26%	0.75 to Labor
Bass	16,294	50.64%	15,884	49.36%	0.65 to Labor
Nepean	16,513	50.17%	16,399	49.83%	0.18 to Labor

Figure 34 – Legislative Assembly: margins by which National members hold their seats

District	National votes	%	Non-National votes	%	Swing required (% point)
Lowan	24,001	67.08%	11,779	32.92%	17.09 to Labor
Swan Hill	20,362	64.15%	11,378	35.85%	14.16 to Labor
Murray Valley	20,416	63.89%	11,537	36.11%	13.90 to Labor
Gippsland South	20,274	60.85%	13,042	39.15%	10.86 to Labor
Rodney	19,305	59.95%	12,896	40.05%	9.96 to Liberal
Shepparton	17,458	54.27%	14,708	45.73%	4.28 to Liberal
Benalla	16,531	51.97%	15,279	48.03%	1.98 to Labor

Figure 35 – Legislative Assembly: margins by which independent members hold their seats

District	Independent votes	%	Liberal/National votes	%	Swing required (% point)
Mildura	22,121	68.45%	10,197	31.55%	18.46 to Liberal
Gippsland East	20,791	61.74%	12,886	38.26%	11.75 to National

Figure 36 – Legislative Council: margins by which sitting Labor members hold their seats

Province	Labor votes	%	Non-Labor votes	%	Swing required (% point)
Melbourne North	101,705	77.83%	28,979	22.17%	27.84 to Liberal
Jika Jika	98,031	75.15%	32,424	24.85%	25.16 to Liberal
Doutta Galla	91,581	71.90%	35,797	28.10%	21.91 to Liberal
Melbourne West	91,780	70.59%	38,237	29.41%	20.60 to Liberal
Waverley	78,478	62.36%	47,362	37.64%	12.37 to Liberal
Chelsea	80,160	61.67%	49,825	38.33%	11.68 to Liberal
Ballarat	84,713	61.32%	53,426	38.68%	11.33 to Liberal
Geelong	86,253	60.82%	55,564	39.18%	10.83 to Liberal
Eumemmerring	76,438	59.87%	51,230	40.13%	9.88 to Liberal
Koonung	74,853	54.53%	62,423	45.47%	4.54 to Liberal
Central Highlands	70,460	54.50%	58,831	45.50%	4.51 to Liberal
Templestowe	70,611	53.88%	60,452	46.12%	3.89 to Liberal
Melbourne	67,059	52.83%	59,881	47.17%	2.84 to Greens
Monash	66,740	51.94%	61,761	48.06%	1.95 to Liberal
Silvan	69,885	51.78%	65,082	48.22%	1.79 to Liberal
Higinbotham	66,711	50.38%	65,717	49.62%	0.39 to Liberal
Western Port	65,441	50.15%	65,038	49.85%	0.16 to Liberal

Figure 37 – Legislative Council: margins by which Liberal members hold their seats

Province	Liberal votes	%	Labor votes	%	Swing required (% point)
North Eastern	73,538	58.75%	51,640	41.25%	8.76 to Labor
Western	76,772	54.34%	64,505	45.66%	4.35 to Labor
East Yarra	66,304	50.11%	66,019	49.89%	0.12 to Labor

Figure 38 – Legislative Council: margins by which National members hold their seats

Province	National votes	%	Labor votes	%	Swing required (%point)
Gippsland	69,590	52.01%	64,210	47.99%	2.02 to Labor
North Western	66,200	50.45%	65,008	49.55%	0.46 to Labor

Appendices

- Appendix 1 **Election managers**
- Appendix 2 **District and province enrolments at the close of roll**
- Appendix 3 **Early voting centre addresses**
- Appendix 4 **Interstate and overseas voting centres and number of votes**
- Appendix 5 **Advertising placed by the VEC**
- Appendix 6 **Sample advertisements**
- Appendix 7 **Media releases**
- Appendix 8 **Sample newspaper features**
- Appendix 9 **Previous State election dates and outcomes**
- Appendix 10 **Victorian premiers since 1855**
- Appendix 11 **Significant Victorian electoral events since 1851**
- Appendix 12 **Candidates contesting the 2002 Victorian State election**
- Appendix 13 **Registered political parties**

Appendix 1

Election managers

Election managers were responsible for elections
in up to two electoral districts and one electoral province.

Electoral Province	Electoral District	Election Manager
Ballarat	Ballarat East	Ray Martin
	Ballarat West	
	Macedon	Doug Lindsay
	Melton	
Central Highlands	Seymour	David Watson
	Benalla	Geoff Vincent
	Evelyn	Keith Richardson
	Yan Yean	Harold Herd
Chelsea	Cranbourne	David Triplow
	Frankston	
	Carrum	Joe Gibson
	Lyndhurst	
Doutta Galla	Keilor	Ken Bayly
	Niddrie	
	Derrimut	Michael Sullivan
	Kororoit	
East Yarra	Burwood	Peter McWhinney
	Hawthorn	
	Box Hill	Geoff Bell
	Kew	
Eumemmerring	Dandenong	Bill Irvine
	Narre Warren North	
	Gembrook	Eddie Creaney
	Narre Warren South	
Geelong	Geelong	Rob Cummings
	Lara	
	Bellarine	Sheila Dawson
	South Barwon	
Gippsland	Narracan	Geoff Willingham
	Gippsland East	Sandra Wood
	Gippsland South	Kathy Humphris
	Morwell	Quentin O'Keefe
Higinbotham	Mordialloc	Patricia Buchanan
	Sandringham	
	Bentleigh	Anne Wettenhall
	Brighton	
Jika Jika	Bundoora	Olive Nelms
	Mill Park	
	Northcote	Mary Levens
	Preston	
Koonung	Forest Hill	Judy Tickner
	Mitcham	
	Ferntree Gully	Leonie Taylor
	Scoresby	

Melbourne	Essendon	Joanne Klymenko
	Melbourne Brunswick Richmond	Judy Watts
Melbourne North	Broadmeadows	Helen Byrne
	Yuroke Pascoe Vale Thomastown	Helen Delves
Melbourne West	Footscray	Heather Oke
	Williamstown Altona Tarneit	Jack Deller
Monash	Caulfield	Ron Preston
	Malvern Albert Park Prahran	Shirley Bean
North Eastern	Shepparton	Lindsay Mitchell
	Benambra Murray Valley Rodney	Gwen Howard George Jenkins Noel Howe
North Western	Bendigo East	Tony McDowell
	Bendigo West Mildura Swan Hill	Trevor Leighton Peta-Lyn Nosatti
Silvan	Kilsyth	John Leyden
	Warrandyte Bayswater Monbulk	Ann Dougan
Templestowe	Eltham	Narelle Parsons
	Ivanhoe Bulleen Doncaster	Brian Annand
Waverley	Clayton	Bob Spence
	Mulgrave Mount Waverley Oakleigh	Brian Ritchie
Western	Lowan	Tony Phelan
	Polwarth Ripon South-West Coast	Elizabeth Reeves Leon Warren Roger Borrell
Western Port	Mornington	Graeme Rabie
	Nepean Bass Hastings	Leon Buynevich

Appendix 2

District and province enrolments at the close of roll

The following are the total enrolments for each electoral district and province for the 2002 Victorian State election, and the percent by which the number of voters in each electorate varies from the State average. The roll for the election closed on 8 November 2002.

Legislative Assembly districts

District	Electors	Variation from average (%)
Albert Park	38,726	5.558
Altona	35,773	-2.492
Ballarat East	36,480	-0.565
Ballarat West	39,714	8.251
Bass	35,258	-3.895
Bayswater	36,316	-1.012
Bellarine	38,583	5.168
Benalla	34,690	-5.444
Benambra	34,122	-6.992
Bendigo East	35,520	-3.181
Bendigo West	38,420	4.723
Bentleigh	36,801	0.310
Box Hill	37,475	2.148
Brighton	36,505	-0.496
Broadmeadows	37,422	2.003
Brunswick	37,972	3.502
Bulleen	34,839	-5.038
Bundoora	35,029	-4.520
Burwood	37,923	3.369
Carrum	38,869	5.947
Caulfield	36,314	-1.017
Clayton	34,674	-5.487
Cranbourne	34,009	-7.300
Dandenong	35,517	-3.189
Derrimut	34,611	-5.659
Doncaster	35,426	-3.437
Eltham	37,879	3.249
Essendon	37,369	1.859
Evelyn	36,974	0.782
Ferntree Gully	38,626	5.285
Footscray	37,412	1.976
Forest Hill	37,492	2.194
Frankston	36,523	-0.447
Geelong	38,480	4.887
Gembrook	34,586	-5.727
Gippsland East	37,475	2.148
Gippsland South	36,510	-0.483
Hastings	37,635	2.584
Hawthorn	36,951	0.719
Ivanhoe	37,277	1.608
Keilor	37,980	3.524
Kew	35,456	-3.356
Kilsyth	37,783	2.987
Kororoit	35,235	-3.958
Lara	38,724	5.552
Lowan	38,381	4.617
Lyndhurst	34,760	-5.253
Macedon	39,152	6.719
Malvern	36,655	-0.088
Melbourne	33,859	-7.709

Melton	35,458	-3.350
Mildura	36,098	-1.606
Mill Park	35,926	-2.075
Mitcham	36,672	-0.041
Monbulk	36,119	-1.549
Mordialloc	37,617	2.535
Mornington	34,532	-5.874
Morwell	36,042	-1.758
Mount Waverley	36,752	0.177
Mulgrave	34,337	-6.406
Murray Valley	35,081	-4.378
Narracan	37,315	1.711
Narre Warren North	35,036	-4.501
Narre Warren South	37,578	2.428
Nepean	36,176	-1.393
Niddrie	36,896	0.569
Northcote	37,722	2.821
Oakleigh	34,995	-4.612
Pascoe Vale	37,634	2.581
Polwarth	39,179	6.792
Prahran	36,856	0.460
Preston	38,208	4.146
Richmond	37,052	0.995
Ripon	36,044	-1.753
Rodney	35,177	-4.116
Sandringham	36,083	-1.647
Scoresby	37,667	2.671
Seymour	35,561	-3.070
Shepparton	35,754	-2.543
South Barwon	39,290	7.095
South-West Coast	40,115	9.344
Swan Hill	34,662	-5.520
Tarneit	37,135	1.221
Thomastown	38,102	3.857
Warrandyte	39,069	6.492
Williamstown	37,526	2.287
Yan Yean	34,895	-4.885
Yuroke	35,943	-2.028
Total	3,228,466	
Average	36,687	

Legislative Council provinces

Province	Electors	Variation from average (%)
Ballarat	150,804	2.764
Central Highlands	142,120	-3.154
Chelsea	144,161	-1.763
Doutta Galla	144,722	-1.381
East Yarra	147,805	0.720
Eumemmerring	142,717	-2.747
Geelong	155,077	5.675
Gippsland	147,342	0.404
Higinbotham	147,006	0.176
Jika Jika	146,885	0.093
Koonung	150,457	2.527
Melbourne	146,252	-0.338
Melbourne North	149,101	1.603
Melbourne West	147,846	0.748
Monash	148,551	1.228
North Eastern	140,134	-4.507
North Western	144,700	-1.396
Silvan	149,287	1.730
Templestowe	145,421	-0.905
Waverley	140,758	-4.082
Western	153,719	4.750
Western Port	143,601	-2.145
Total	3,228,466	
Average	146,748	

Appendix 3

Early voting centre addresses

Town/Suburb	Address
Ararat	Ararat Senior Citizens Clubroom High Street
Bairnsdale	12 Service Street
Ballarat	12 Armstrong Street North
Balwyn	35 Whitehorse Road
Bayswater	745 Mountain Highway
Belmont	2/118 High Street
Benalla	52 Carrier Street
Bendigo	234 Hargreaves Street
Brighton	Shop 4, 72 Church Street
Bundoora	584 Grimshaw Street
Carlton North	655 Nicholson Street
Clayton	61-63 Nantilla Road
Colac	54a Bromfield Street
Cranbourne	Old Cranbourne Shire Council Offices, Cnr. Sladen Street and South Gippsland Highway
Dandenong	294-300 Thomas Street
Deer Park	Deer Park Branch Library, Cnr Neale and Station Roads
Dingley	1/ 42-44 Garden Boulevard
Doncaster East	Suite 1, 1020 Doncaster Road
Dromana	13B/143 Pt. Nepean Road
Echuca	98 Annesley Street
Elsternwick	1 Carre Street
Eltham	Unit 3 Rear/266 Bolton Street
Essendon North	264 Keilor Road
Fawkner	1317 Sydney Road
Ferntree Gully	Unit 1b 1829 Ferntree Gully Road
Footscray	317-319 Barkly Street
Frankston	Suites 7-10, Chatsworth House, 431 Nepean Highway
Geelong	22 Malop Street
Gladstone Park	Shop 3, 217-219 Mickleham Road
Hallam	Unit 2, 151-159 Princes Highway
Hamilton	54 Gray Street
Hartwell	1104 Toorak Road
Hastings	Hastings Hall, High Street
Heidelberg	66 Mount Street
Horsham	47B Roberts Avenue
Jordanville	13A Windsor Avenue
Kangaroo Flat	99-105 High Street
Koo Wee Rup	Shops 1 and 3, 311 Rossiter Road
Leongatha	14 Smith Street Terrace
Lilydale	Shop 5, 9 Clarke Street
Mansfield	Suite 3A, 14 High Street
Maryborough	163 High Street
Melbourne	3rd Floor, 40 Albert Road
Melbourne	Casselden Place, 2 Lonsdale Street
Melbourne	Level 2, 505 Little Collins Street
Melton	45 Bakery Square
Mildura	257 Eleventh Street
Mill Park	Mill Park Leisure Centre, Morang Drive
Moonee Ponds	720 Mt Alexander Road
Mornington	Suite 2, 1A Main Street

Morwell	109-113 George Street
Myrtleford	Myrtleford Uniting Church, Cnr. Albert and Great Alpine Roads
Nunawading	360 Whitehorse Road
Ocean Grove	St Peters Anglican Church Hall, Draper Street
Portland	94 Percy Street
Preston	Shop 3, 176-180 High Street
Ringwood	19 Ringwood Street
Sale	Port of Sale Business Centre, 1/66 Foster Street
Seaford	7 Peninsula Boulevard
Seymour	Shop 3, Keith Street
Shepparton	Lot2, 393-407 Wyndham Street
Springvale	381A Springvale Road
St. Kilda	North St. Kilda Child Care Centre, 71 Argyle Street
Sunbury	Miller Street Scout Hall, Miller Street
Sunshine	459 Ballarat Road
Swan Hill	391-393 Campbell Street
Tullamarine	International Departure Lounge
Wangaratta	17-19 Rowan Street
Warragul	1/24 Mason Street
Warrnambool	Archie Graham Centre, 130 Timor Street
Werribee	Suite 3, 2-14 Station Place
Whittlesea	Upper Level T2, Cnr. Church and Beech Streets
Wodonga	6 South Street
Wonthaggi	Wonthaggi Union Community Arts Centre, Graham Street
Yarrawonga	Yarrawonga Shire Hall, 100 Belmore Street

Vision Australia Early Voting Centres

Town/Suburb	Address
Bendigo	92-100 McIvor Highway
Essendon	Cnr. Lawson and Albion Streets
Kooyong	454 Glenferrie Road
Wendouree	1300 Howitt Street

Appendix 4

Interstate and overseas voting centres and number of votes

Interstate locations

State/Territory	Address	Votes cast
Australian Capital Territory	ACT Electoral Commission Plaza Level, Allara House 48-56 Allara Street Canberra City	414
New South Wales	New South Wales State Electoral Office Level 20, Maritime Trade Towers 207 Kent St Sydney	767
Northern Territory	Northern Territory Electoral Office 1st Floor, Greatorex Building Cnr Parsons & Bath Streets Alice Springs	99
	Northern Territory Electoral Office AANT BLDG 2nd Floor 79 Smith Street Darwin	283
Queensland	Electoral Commission of Queensland Level 6, Forestry House 160 Mary Street Brisbane	639
	Fraggely Hall Council Library Park Avenue Burleigh Heads	342
	Electoral Commission of Queensland Corner Abbott and Spence Streets Cairns	220
	Noosa Leisure Centre Wallace Park Estate Eumundi Road Noosaville	273
	Ray White House Level 2, 40 Nerang Street Southport	332
South Australia	South Australian State Electoral Office 134 Fullarton Road Rose Park Adelaide	510
Tasmania	Tasmanian Electoral Office Level 2, Telstra Centre 70 Collins Street Hobart	360
Western Australia	Western Australian Electoral Commission Level 2, AXA Centre 111 St. George's Terrace Perth	631
Total interstate votes		4870

Overseas locations

Location	Address	Votes cast
Athens	Australian Embassy	24
Auckland	Australian Consulate-General	75
Bangkok	Australian Embassy	92
Beijing	Australian Embassy	76
Berlin	Australian Embassy	57
Buenos Aires	Australian Embassy	4
Cairo	Australian Embassy	10
Geneva	Australian Consulate-General	24
Ho Chi Minh City	Australian Consulate-General	58
Hong Kong	Australian Consulate-General	526
Jakarta	Australian Embassy	51
Kuala Lumpur	Australian High Commission	57
London	Office of the Agent-General for Victoria	1325
Los Angeles	Australian Consulate-General	43
Malta	Australian High Commission	11
Manila	Australian Embassy	38
New Delhi	Australian High Commission	21
New York	Australian Consulate-General	111
Norfolk Island	Administrative Offices, Kingston	6
Ottawa	Australian High Commission	11
Paris	Australian Embassy	48
Port Moresby	Australian High Commission	33
Port Vila	Australian High Commission	5
Rome	Australian Embassy	38
San Francisco	Australian Consulate-General	43
Singapore	Australian High Commission	163
Suva	Australian High Commission	11
Taipei	Australian Commerce and Industry Office	55
The Hague	Australian Embassy	51
Tokyo	Australian Embassy	71
Toronto	Australian Consulate-General	44
Vancouver	Australian Consulate	33
Vienna	Australian Embassy and Permanent Mission to the UN	8
Washington	Australian Embassy	50
Wellington	Australian High Commission	62
Total overseas votes		3335

Appendix 5

Advertising placed by the VEC

The following table shows the media outlets in which the VEC placed advertising for the voter information campaign.

Newspapers

Metropolitan	Regional/local	Ethnic
The Age	Albury Border Mail	21st Century Chinese Weekly
Herald Sun	Alexandra & Eildon Standard	An Nahar
MX	Ararat Advertiser	Australian Macedonian Weekly
Adelaide Advertiser	Bairnsdale Advertiser	Croatian Herald
Brisbane Courier-Mail	Ballan News	Dunya
Hobart Mercury	Ballarat Courier	El Telegraph
Sydney Daily Telegraph	Beaufort Pyrenees Advocate	Extra Informativo
Sydney Morning Herald	Beechworth Ovens/Murray Advertiser	Il Globo
West Australian	Benalla Ensign	Melbourne China Post
	Bendigo Advertiser	Neos Kosmos
	Bright Alpine Observer	Panorama
	Buloke Times	The Serbian Voice
	Camperdown Chronicle	The Tide
	Castlemaine Mail	TiVi Tuan-San
	Casterton News	Today – Denes
	Cobram Courier	Yeni Vatan
	Cobden Times	
	Cohuna Farenrs Weekly	
	Colac Herald	
	Corryong Courier	
	Daylesford Hepburn Shire Advocate	
	Dimboola Banner	
	Echuca Riverine Herald	
	Edenhope West Wimmera Advocate	
	Euroa Gazette	
	Foster Toora Mirror	
	Geelong Advertiser	
	Hamilton Spectator	
	Healesville Mountain View Mail	
	Heathcote McIvor Times	
	Hopetoun Courier	
	Horsham Wimmera Mail-Times	
	Kaniva Times	
	Kerang Northern Times	
	Kilmore Free Press	
	Kyabram Free Press	
	Kyneton Midland Express	
	Lakes Entrance Post	

Newspapers

Metropolitan	Regional/local	Ethnic
	Latrobe Valley Express Leongatha Great Southern Star Lismore Western Plains Advertiser Loddon Times Maldon Tarrangower Times Mansfield Courier Maryborough Advertiser Mildura Sunraysia Daily Mortlake Dispatch Myrtleford Alpine Times Nhill Free Press Numurkah Leader Orbost Snowy River Mail Ouyen North West Express Phillip Island & San Remo Advertiser Port Fairy Moyne Gazette Portland Observer Rainbow Argus Robinvale Sentinel Rochester Campaspe Valley News St Arnaud North Central News Sale Gippsland Times Sea Lake & Wycheproof Times Seymour Telegraph Shepparton News Stawell Times News Swan Hill Guardian Terang Express Wangaratta Chronicle Warragul Gazette Warracknabeal Herald Warrnambool Standard Weekly Times Wonthaggi South Gippsland Sentinel Yarram Standard News Yarrawonga Chronicle Yea Chronicle	

Radio

Metropolitan	Regional/local	Ethnic
101.1 MIX FM 104.3 Gold FM 3AW 3FOX FM Magic 693 3MMM FM Nova 100.3 FM Radio RPH	105.7 The River 3BA/PowerFM Ballarat 3BO FM Bendigo 3MA Mildura 3SR Shepparton / SUN FM 3 STAR FM Bendigo 3TR Gippsland / Latrobe Valley 3YB Warrnambool KRock 95.5FM Geelong	3CW 3ME 1638AM 3RG – Globo (Rete Italia) 3VNR 1605AM 3XY – Radio Hellas 3ZZZ SBS Radio

Television

Metropolitan	Regional/local	
HSV7 GTV9 ATV10 SBS TV	Prime Victoria Prime Mildura WIN TV Victoria WIN TV Mildura Ten Victoria	

On-line

Metropolitan	Regional/local	
Fairfax on-line Nine MSN Yahoo		

Magazines

Metropolitan	Regional/local	
Beat	Forte	

Appendix 6

Sample advertisements

Copies of sample advertisements are not available on the web.

Appendix 7

Media releases

During the 2002 State election the VEC issued the following major media releases:

1 August 2002	Check your electoral enrolment details
7 October 2002	New law: update enrolment or risk vote
29 October 2002	Victorian Electoral Commission advertising in country newspapers
4 November 2002	Last chance to enrol for State election
12 November 2002	Record response to roll call
13 November 2002	Your opinion counts – young people and voting
15 November 2002	Record number of candidates to contest election
20 November 2002	Braille ‘first’ to be trialled at State election
26 November 2002	Last chance to cast early vote in State election
28 November 2002	Can’t vote on Saturday? You must vote now

Appendix 8

Sample newspaper features

Numbers add up as countdown begins

Amanda Dunn

More than 3.2 million voters, 400 candidates, 1600 voting centres, a \$20 million bill: these are the logistics of the November 30 Victorian election.

Victorians have until 8pm on Friday to enrol to vote, including young people who will be doing so for the first time and those who have recently changed address.

Among those heading to the polls will be just over 157,000 first-time voters. Most of those — about 150,000 — are young people, the rest are new Australia-

lian citizens, according to Victorian Electoral Commission figures.

The election is a huge logistical operation. Electoral commissioner Colin Barry said 14,000 people would be employed to staff about 1600 voting centres. The commission also expected about 400 candidates, a slight increase from 385 candidates in 1999. About 40,000 pencils will be used and 25 million ballot papers printed. Total cost will be about \$20 million.

This will be the first state election under electoral boundaries that were redrawn last year,

and the first election under the new Electoral Act. This means voters must be enrolled at their current residential address to be able to vote.

"That's important because it really does establish the idea that only those people who live and are enrolled in that electorate should be voting for their member of parliament," Mr Barry said.

People who have a mental illness may be exempt from voting if supported by a medical certificate, Mr Barry said.

Other people can be excused from voting on election day if

they can demonstrate a "valid and sufficient excuse" for not doing so.

Some exceptional cases included itinerant voters — those of no fixed address — and the half dozen or so Victorians stationed in Antarctica.

Mr Barry expected about 200,000 people to lodge postal votes, while others would choose to vote beforehand. Those who fail to vote without a legitimate reason will be fined \$50.

At the 1999 election, Mr Barry said, about 4 per cent of the voting population failed to vote without a valid reason.

© The Age, 5 November 2002,
Amanda Dunn

2 AGENDA

On the spot

COLIN BARRY



REGISTRATIONS TO VOTE IN THE VICTORIAN ELECTION CLOSED ON FRIDAY. ELECTORAL COMMISSIONER COLIN BARRY EXPLAINS THE COMMISSION'S NEW SYSTEMS FOR TRACKING DOWN EVERYONE WHO IS ELIGIBLE TO VOTE.

It's compulsory to vote, but is it compulsory to register to vote?

It is compulsory for all Australian citizens over 18, and we do quite a lot to encourage people to register. For example, 17-year-olds can enrol. They can't vote until they're 18, but they can register, so we send every 17-year-old a birthday card and say here's an enrolment form. And now Victoria has the highest number of 17- and 18-year-olds registered in the country.

How many?

It's about 68 per cent of 17 to 18 year olds registered to vote in Australia. Typically, it's more like 56 per cent.

Can you track down everyone who hasn't yet registered to vote?

Not everyone. For example, if you moved address and didn't tell us and we removed your name from the old address, we wouldn't know (about you). But these days we get information from a variety of organisations. The tables have turned in the last five years. We're not sitting back waiting for people to come to us. We've been very proactive.

But what do you do if people don't register?

The hard edge of that is do we fine people? No, we don't. We can but we don't. If people don't register, it's just sloppiness, so we keep encouraging them.

What if someone doesn't want to register because they don't want to be found on the electoral roll?

They can register as a silent voter. If a person believes their life is at risk if their name and address is on the roll, they can opt to be a silent voter. Their name will appear on the roll during elections, but their address will not be on the roll.

As the election coincides with exam time at university, do you expect to see a dip in the numbers of young people who managed to register in time?

I don't think so. We had a very big mail out in August and September because of the new electoral boundaries.

If people haven't had time to register a change of address, can they vote at the old address anyway?

No. If a person has not lived at the address within three months of an election being called, they are not entitled to vote in that election.

How do you check out people who try to register at two different addresses and vote twice, or dead people who are still on the roll who "vote"?

We get information from Births, Deaths and Marriages every week, and the dead people are taken off the roll. We have a very sophisticated software system that checks to see if a new enrollment is already known to the system.

Does every new name on the roll have to be matched to some other form of ID like a birth certificate or passport or something?

It's an honour system, but any false declarations we uncover attract very heavy penalties — a fine of \$60,000 and up to five years in prison.

What percentage of people on the electoral roll voted in the last election?

Voter turnout is usually around 93 to 94 per cent for a state election.

How many fines were issued for not voting?

We issued 115,000 notices for not voting at the last election, but most proffered an excuse.

Did any of the non-voting claims end up in court?

I think one or two might have. Cases used to be heard at the magistrates court, and we were never keen as it cost us \$150 to get them there, and the magistrate would say, yes you're guilty, \$25 fine. Now there are more automatic fines. But the whole system is not designed to belt people around. Most offer some semblance of an excuse and that's fine.

Michelle Griffin

© The Sunday Age, 10 November 2002,
Michelle Griffin

Vital test for voters' e-register

Kelly Mills

• Systems integration

AS Victorians go to the polls this Saturday, the IT system that holds voter information will be put to a critical test.

Some 16,000 electoral workers at voting centres will be relying on the Victorian Electoral Commission's new enrolment register to provide accurate details of the state's 3.2 million registered voters.

The election battle between Premier Steve Bracks' Labor Party and Opposition Leader Robert Doyle's Liberals will be the first real test of the system, introduced in July.

The system was expected to slash the time it took to process electoral information by 50 per cent, VEC electoral enrolment branch manager David Kelly said.

Mr Kelly declined to comment on the new system's cost.

Prior to the implementation of the application, which manages Victoria's electoral database, the VEC kept track of the vast amount of data on three "fractured" systems, Mr Kelly said.

"The standalone systems were constraining business

processes," he said. Two of the systems — the election management system (EMS), which supports the conduct of state, local government and non-government elections, and the electoral boundary mapping system (EBMS), which is used to plot and maintain state, local government and jury district electoral boundary information — run on a Microsoft Windows 2000 platform.

The third system, which the ER replaces — the state roll system (SRS) — operated on a Unix platform using Ingres.

"Another problem with the SRS was that it was text-based. Due to the nature of elections we needed to scale up our workforce and needed a user-friendly IT system."

A key imperative for ER developer CMG IT Services, was the creation of an integrated computer application standardised on one platform, thus negating the need to maintain both Microsoft and Unix operating platforms.

The new register integrates with the EMS on a Microsoft platform, using a graphical user interface with a Microsoft Outlook look and feel.

User training would be mini-

mal because of the Outlook-like interface, Mr Kelly said.

This was an important consideration because of the increasing use of laptops at voting centres.

Laptops would be used at voting centres known to have a large number of absentee votes.

"With access to voter information via the laptop, voters will be guaranteed to receive the correct voting material," he said.

"Previously this was a manual procedure."

Mr Kelly said the use of technology would be expanded in future elections.

The main concern during deployment of the system was ensuring data integrity.

Mr Kelly said the data was migrated three times before it went into a live production environment.

The system was tested in September and October to ensure it was ready to generate the election rolls in preparation for the state election.

The old system would be decommissioned next month, Mr Kelly said.

© Australian, 26 November 2002,
Kelly Mills



BRaille BALLOT: Mark Boyd will use the new voting system

New system aids impaired voters

By **LINDA BARROW**

MARK Boyd will think of the November 30 state election in a whole new light, following the introduction of braille ballot papers.

Mark is vision impaired, and will be one of thousands of Victorians expected to benefit from the new system.

The Victorian Electoral Commission and Vision Australia will provide voters who are vision impaired, or have other disabilities, with the opportunity to vote independently in the election for the first time.

Vision Australia's business devel-

opment manager Tony Clark said braille voting and technology would be available for a week before the state election at four Vision Australia centres.

"This will ensure blind and vision impaired voters and those with other disabilities will be able to cast a secret and independent vote for the first time in Australia," he said.

"Special early voting centres will enable a significant proportion of the community, who have difficulty casting a secret vote owing to a range of issues including vision loss, literacy difficulties, dyslexia, arthritis and other disabilities, the opportunity to vote independently," Mr Clark said.

The special voting centres will be

in Bendigo, Ballarat, Kooyong and Essendon.

The equipment to help people vote includes closed circuit televisions, electronic magnifiers, enhanced lighting, special pencils for better grip, wheelchair accessible polling booths and braille ballot papers.

"People will be able to gain assistance from election officials trained in meeting the needs of people who are vision impaired or have other disabilities," Mr Clark said.

The Bendigo early voting centre will be open from November 25 to 29 from 9 am to 5 pm at Vision Australia, 92 to 100 McIvor Road, Bendigo.

© Bendigo Advertiser, 21 November 2002

Linda Barrow

THE TALLY

A team we all need to count on



Enjoying the calm before the electoral storm on Saturday, a Victorian Electoral Commission worker prepares the tally room at the Melbourne Exhibition Centre yesterday. In Saturday's charged atmosphere, the VEC will count around 85 to 90 per cent of all votes on the night. The 53 election managers around Victoria will receive results from their voting centres and enter them into the VEC's election management system. Results will then be transmitted "in real time" to the media, the VEC's website and, of course, the traditional tally board. Picture: Nicholas Kocher

© The Age, 28 November 2002

Appendix 9

Previous State election dates and outcomes

The following table sets out the dates and results of all elections for the Legislative Assembly since 1900.

Date	Party winning election	Comments
1 November 1900	Liberals	McLean minority Conservative Liberal Government defeated; Turner minority Liberal Government takes office.
1 October 1902	Conservatives	
1 June 1904	Conservatives	
15 March 1907	Fusion	The Conservatives and Liberals combined as the Fusion.
29 December 1908	Fusion Liberal	Bent Conservative Government defeated; Murray Fusion Liberal Government takes office. The Fusion had broken up, but was re-formed when the Murray Government took office. The Fusion Liberals were the forerunners of today's Liberal Party.
16 November 1911	Liberal	The Fusion Liberals had become known as the Liberal Party.
26 November 1914	Liberal	
15 November 1917	Economy National	Peacock minority National Government defeated; Bowser minority Economy National Government takes office. The Liberal Party had become known as the National Party in 1917. The party had split, and the 'Economy' faction won the election.
21 October 1920	National	The Lawson National Government (a combination of the Nationals, Economy Nationals and National Laborites) held office but lost its majority. Until 1952, no party won a majority.
30 August 1921	National	Minority Government.

Date	Party winning election	Comments
26 June 1924	Labor	Peacock minority National Government defeated; Prendergast minority Labor Government takes office but is defeated in Parliament in November 1924 by the Allan Coalition Government.
9 April 1927	Labor	Allan Country-National Coalition Government defeated; Hogan minority Labor Government takes office but is defeated in Parliament.
30 November 1929	Labor	McPherson minority National Government defeated; Hogan minority Labor Government takes office.
14 May 1932	United Australia – Country Coalition	Hogan minority Labor Government defeated; Argyle United Australia–Country Coalition Government takes office. The National Party had changed its name to the United Australia Party in 1931.
2 March 1935	United Australia – Country Coalition	The coalition broke up less than a month after the election and a minority Country government was formed.
2 October 1937	Country	Minority Government
16 March 1940	Country	Minority Government
12 June 1943	Country	Minority Government
10 November 1945	Labor	Macfarlan Ministerial Liberal Government defeated; Cain minority Labor Government takes office. The United Australia Party had changed its name to the Liberal Party in 1945. The Ministerial Liberals were a dissident group of Liberals who had overthrown a Country-Liberal coalition.
8 November 1947	Liberal–Country Coalition	Cain minority Labor Government defeated; Hollway Liberal–Country Coalition Government takes office. The Cain Government was forced to the polls when the Legislative Council blocked supply.
13 May 1950	Liberal and Country	Minority Government. The Liberal Party had changed its name to Liberal and Country Party in 1949. The minority Liberal and Country Government was replaced by a minority Country Government less than two months after the election.

Date	Party winning election	Comments
6 December 1952	Labor	McDonald minority Country Government defeated; Cain Labor Government takes office. The McDonald Government was forced to the polls when the Legislative Council (Labor and dissident Liberals combined) blocked Supply. The Cain Government was the first majority Labor Government in Victoria's history.
28 May 1955	Liberal and Country	Cain minority Labor Government defeated; Bolte Liberal and Country Government takes office. The Cain Government had lost its majority as a result of a split in the ALP. The split led to the election which ushered in 27 years of Liberal Government.
31 May 1958	Liberal and Country	
15 July 1961	Liberal and Country	
27 June 1964	Liberal and Country	
29 April 1967	Liberal	The Liberal and Country Party had changed its name to the Liberal Party in 1965.
30 May 1970	Liberal	
19 May 1973	Liberal	
20 March 1976	Liberal	
5 May 1979	Liberal	
3 April 1982	Labor	Thompson Liberal Government defeated; Cain Labor Government takes office.
2 March 1985	Labor	
1 October 1988	Labor	
3 October 1992	Liberal–National Coalition	Kirner Labor Government defeated; Kennett Liberal–National Coalition Government takes office.
30 March 1996	Liberal–National Coalition	
18 September 1999	Labor	Kennett Liberal–National Coalition Government defeated; Bracks minority Labor Government takes office with the support of three independent MPs.
30 November 2002	Labor	Bracks Labor Government re-elected with a record majority.

Appendix 10

Victorian premiers since 1855

Premier	Period in office	Party affiliation of government
William Haines	November 1855 – March 1857 (468 days)	
John O'Shanassy	March 1857 – April 1857 (50 days)	
William Haines	April 1857 – March 1858 (316 days)	
John O'Shanassy	March 1858 – October 1859 (597 days)	
William Nicholson	October 1859 – November 1860 (397 days)	
Richard Heales	November 1860 – November 1861 (354 days)	
John O'Shanassy	November 1861 – June 1863 (591 days)	
James McCulloch	June 1863 – May 1868 (1776 days)	
Charles Sladen	May – July 1868 (67 days)	
James McCulloch	July 1868 – September 1869 (437 days)	
John MacPherson	September 1869 – April 1870 (202 days)	
Sir James McCulloch	April 1870 – June 1871 (437 days)	
Charles Duffy	June 1871 – June 1872 (358 days)	
James Francis	June 1872 – July 1874 (782 days)	
George Kerferd	July 1874 – August 1875 (373 days)	
Graham Berry	August – October 1875 (75 days)	Liberal
Sir James McCulloch	October 1875 – May 1877 (580 days)	Conservative
Graham Berry	May 1877 – March 1880 (1020 days)	Liberal
James Service	March – August 1880 (152 days)	Conservative
Graham Berry	August 1880 – July 1881 (341 days)	Liberal
Sir Bryan O'Lochlen	July 1881 – March 1883 (608 days)	
James Service	March 1883 – February 1886 (1079 days)	Conservative - Liberal Coalition
Duncan Gillies	February 1886 – November 1890 (1722 days)	Conservative - Liberal Coalition
James Munro	November 1890 – February 1892 (469 days)	National Liberal
William Shiels	February 1892 – January 1893 (343 days)	Liberal
James Patterson	January 1893 – September 1894 (613 days)	Conservative
Sir George Turner	September 1894 – December 1899 (1896 days)	Liberal
Allan McLean	December 1899 – November 1900 (350 days)	Conservative Liberal
Sir George Turner	November 1900 – February 1901 (86 days)	Liberal
Alexander Peacock	February 1901 – June 1902 (484 days)	Liberal
William Irvine	June 1902 – February 1904 (617 days)	Conservative
Sir Thomas Bent	February 1904 – January 1909 (1789 days)	Conservative to Feb. 1907, Fusion Feb. 1907 - Oct. 1908, Conservative from Oct. 1908
John Murray	January 1909 – May 1912 (1227 days)	Fusion Liberal
William Watt	May 1912 – December 1913 (571 days)	Liberal
George Elmslie	December 1913 (14 days)	Labor
William Watt	December 1913 – June 1914 (179 days)	Liberal
Sir Alexander Peacock	June 1914 – November 1917 (1261 days)	Liberal
John Bowser	November 1917 – March 1918 (113 days)	Economy National

Harry Lawson	March 1918 – April 1924 (2231 days)	National to Sept. 1923, National-Country Coalition Sept. 1923 - Mar. 1924, National from Mar. 1924
Sir Alexander Peacock	April – July 1924 (82 days)	National
George Prendergast	July – November 1924 (124 days)	Labor
John Allan	November 1924 – May 1927 (914 days)	Country-National Coalition
Edmond Hogan	May 1927 – November 1928 (553 days)	Labor
Sir William McPherson	November 1928 – December 1929 (386 days)	National
Edmond Hogan	December 1929 – May 1932 (890 days)	Labor
Sir Stanley Argyle	May 1932 – April 1935 (1049 days)	United Australia– Country Coalition
Albert Dunstan	April 1935 – September 1943 (3088 days)	Country
John Cain (senior)	September 1943 (5 days)	Labor
Albert Dunstan	September 1943 – October 1945 (746 days)	Country – United Australia Coalition
Ian Macfarlan	October – November 1945 (51 days)	Ministerial Liberal
John Cain (senior)	November 1945 – November 1947 (730 days)	Labor
Thomas Hollway	November 1947 – June 1950 (951 days)	Liberal–Country Coalition to Dec. 1948, Liberal from Dec. 1948
John McDonald	June 1950 – October 1952 (855 days)	Country
Thomas Hollway	October 1952 (4 days)	Electoral Reform
John McDonald	October – December 1952 (48 days)	Country
John Cain (senior)	December 1952 – June 1955 (903 days)	Labor
Sir Henry Bolte	June 1955 – August 1972 (6288 days)	Liberal
Sir Rupert Hamer	August 1972 – June 1981 (3209 days)	Liberal
Lindsay Thompson	June 1981 – April 1982 (299 days)	Liberal
John Cain (junior)	April 1982 – August 1990 (3047 days)	Labor
Joan Kirner	August 1990 – October 1992 (789 days)	Labor
Jeff Kennett	October 1992 – October 1999 (2571 days)	Liberal–National Coalition
Steve Bracks	October 1999 –	Labor

Appendix 11

Significant Victorian electoral events since 1851

1851	First Legislative Council election.
1856	Victoria becomes the first State in the world to adopt the secret ('Australian') ballot.
1857	All men gain the right to vote and stand for the Legislative Assembly, restrictive property franchise applies to the Legislative Council until 1950.
1870	Payment to Members of the Legislative Assembly introduced.
1877-1878	Supply blocked—Constitutional crisis.
1891	Labor Party created. First Chief Electoral Inspector appointed.
1899	One man one vote for Legislative Assembly.
1900	First postal vote for Legislative Assembly.
1908	Women get the vote.
1909	Fusion Liberal Party (forerunner of Liberal Party) formed.
1911	Preferential voting for Legislative Assembly.
1913	George Elmslie forms first Labor government.
1916	Labor Party splits over conscription. Victorian Farmers' Union (forerunner of National Party) created.
1921	Preferential voting for Legislative Council.
1923	Women able to run for Parliament. Compulsory enrolment introduced.
1926	Voting for Legislative Assembly compulsory.
1927	Absentee voting for Legislative Assembly.
1933	First woman elected to Legislative Assembly.
1935	Compulsory and absentee voting introduced in Legislative Council elections.
1937	One person one vote for Legislative Council.
1947	Legislative Council refuses supply. Cain Government forced to polls and defeated.
1950	All adults eligible to vote for the Legislative Council—property franchise removed.
1952	Election of first majority Labor government, under John Cain (senior).
1955	Labor splits: Democratic Labor Party (anti-communist) formed in 1958. Beginning of 27 years of Liberal government.
1965	Liberal and Country Party renamed Liberal Party.
1972	Sir Henry Bolte retires after a record 17 years as Premier.
1973	Qualifying age for voting and membership of the Victorian Parliament lowered to 18 years.
1979	First women elected to the Legislative Council.
1982	Election of first Labor government to last more than a term of Parliament, under John Cain (junior). First woman Victorian Cabinet Minister. One vote, one value through equal electorates; end of rural weighting.
1984	Terms of Legislative Assembly increased to maximum of 4 years, with a minimum 3 years. 17 year olds able to enrol provisionally.
1990	Joan Kirner becomes Victoria's first woman Premier.
1992	Kennett Liberal–National Party Coalition elected.
1997	Record number of candidates stand for a single electorate (17) at the Mitcham by-election.
1999	Bracks minority Labor Government elected.
2002	New electoral legislation (Electoral Act 2002) introduced. Record number of candidates stand at State election (477). Clear Labor control of the Legislative Council for the first time.

Appendix 12

Candidates contesting the 2002 Victorian State election

Name	District/Province	Party affiliation	Whether elected
ABSON, Michael	Silvan	Australian Greens	
AHMED, Berhan Mill Park	Australian Greens		
AITKEN, Chris	Gippsland South	Australian Greens	
ALEXANDER, Harry	Morwell		
ALLAN, Jacinta*	Bendigo East	Australian Labor Party	Elected
ALLEN, Denise*	Benalla	Australian Labor Party	
ANDERSON, John	Bass	Australian Labor Party	
ANDREWS, Daniel	Mulgrave	Australian Labor Party	Elected
APPLEBY, Martin	Ivanhoe		
ARGONDIZZO, Lidia	Templestowe	Australian Labor Party	Elected
ASHER, Louise*	Brighton	Liberal	Elected
ASHLEY, Gordon*	Bayswater	Liberal	
ASHMAN, Gerald*	Koonung	Liberal	
ATHERDEN, Natalie	Polwarth	Australian Greens	
AUSTERBERRY, Geoff	Bendigo West	Liberal	
BACKSTROM, Faye	Ballarat West	Australian Greens	
BAILLIEU, Ted*	Hawthorn	Liberal	Elected
BANNAN, Jill	Bayswater	Australian Greens	
BARANOWSKI, Kim	Lara	Australian Greens	
BARKER, Ann*	Oakleigh	Australian Labor Party	Elected
BARRON, Alan J.	Geelong Province	Christian Democratic Party (Fred Nile Group)	
BATCHELOR, Peter*	Thomastown	Australian Labor Party	Elected
BATH, Helen	Ballarat	Liberal	
BATTISTELLA, Andrea	Geelong District		
BEARD, Dymrna	Kilsyth	Australian Labor Party	Elected
BEATTIE, Liz#	Yuroke	Australian Labor Party	Elected
BECK, Jeremy	Melbourne District	Citizens Electoral Council	
BECKER, Ronen	Caulfield	Australian Greens	
BECKWITH, Jules	Doutta Galla	Australian Greens	
BENNETT, Ollie	Oakleigh	Australian Greens	
BENNETT, Therese	Mount Waverley	Democrats	
BERK, Daniel	Clayton	Democrats	
BHATHAL, Alexandra	Jika Jika	Australian Greens	
BIRD, Steven Maxwell	Brunswick	Citizens Electoral Council	
BLACKWOOD, Diane	Morwell	Liberal	
BLAIR, Gillian	South-West Coast	Australian Greens	
BOARDMAN, Cameron#	Western Port	Liberal	
BOND, Matthew J.	Mount Waverley		
BOURKE, Sue	Melbourne District	Liberal	
BRACKS, Steve*	Williamstown	Australian Labor Party	Elected
BRAIN, David	Lowan	Australian Greens	

Name	District/Province	Party affiliation	Whether elected
BRAY, Hilary	Chelsea	Australian Greens	
BRIDGES, Cherie	Ballarat	Australian Greens	
BRIFFA, Tony	Altona	Australian Greens	
BROAD, Candy*	Melbourne North	Australian Labor Party	Elected
BROADBENT, Henry N. G.	Hastings	Citizens Electoral Council	
BROWN, Sally-Anne	Western by-election	Australian Greens	
BROWNE, Virginia	Albert Park	Liberal	
BRUMBY, John*	Broadmeadows	Australian Labor Party	Elected
BUCH, Henry	Melbourne North	Liberal	
BUCHANAN, Rosy	Hastings	Australian Labor Party	Elected
BUCKINGHAM, Helen	Koonung	Australian Labor Party	Elected
BUCKLEY, Ben	Gippsland East		
BUJEYA, Darren	Carrum	Australian Greens	
BULLER, Darren	Keilor	Liberal	
BULLMORE, Eric	South Barwon		
BULLOCK, Stephen	Ferntree Gully	Australian Greens	
BURGESS, Neale	Hastings	Liberal	
BURKE, Leonie*	Prahran	Liberal	
BYRNE, Gabriela	Evelyn		
CALDER, Alan	Shepparton	Australian Labor Party	
CAMERON, Bob*	Bendigo West	Australian Labor Party	Elected
CAMPBELL, Christine*	Pascoe Vale	Australian Labor Party	Elected
CAMPBELL, Peter	East Yarra	Australian Greens	
CAMPBELL, Rodney	Forest Hill		
CARDEN, Tony	Silvan	Democrats	
CARLI, Carlo#	Brunswick	Australian Labor Party	Elected
CARUANA, Justin	Sandringham	Australian Labor Party	
CEBON, Michael	Melbourne District		
CHABDJIAN, Dikran	Mulgrave		
CHAMBERLIN, Kevin Francis	Melbourne District		
CHAMBERS, Kerrin	North Eastern	National Party	
CHANT, Doug	Polwarth	National Party	
CHAPLIN, Chris	Preston	Australian Greens	
CHAPPLE, Carolyn Jean	Frankston	Citizens Electoral Council	
CHESTER, Darren	Gippsland East	National Party	
CHONG, Robert	Box Hill	Australian Labor Party	
CHOWDHURY, Tanzir	Yuroke	Citizens Electoral Council	
CHRISTO, Michael	Melbourne Province	Liberal	
CLANCY, Steve	Pascoe Vale	Liberal	
CLARK, Cheryl	Kew	Australian Greens	
CLARK, Robert*	Box Hill	Liberal	Elected
CLEGG, Stephen	Western by-election	Australian Labor Party	
COOK, Gregg	Gippsland South	Australian Labor Party	
COOPER, Robin*	Mornington	Liberal	Elected
CORIC, Danii	Melbourne Province	Democrats	
COVER, Ian*	Geelong Province	Liberal	
COX, Janet	Dandenong		
CREA, Pat	Niddrie	D.L.P. - Democratic Labor Party	
CROTHERS, Jackie	North Eastern	Australian Labor Party	
CROUCH, Tom	Mildura	National Party	
CRUTCHFIELD, Michael	South Barwon	Australian Labor Party	Elected
CUMMING, Catherine	Footscray		
CURR, Pamela	Brunswick	Australian Greens	
CURSARO, Tony	Mildura		
CUTHBERTSON, David	Melbourne North	Australian Greens	
DALLA-RIVA, Richard	East Yarra by-election	Liberal	Elected
DALMAU, Mike	Seymour	Liberal	
D'AMBROSIO, Lily	Mill Park	Australian Labor Party	Elected
DAVIES, Clive	Brighton	Australian Greens	
DAVIES, Susan#	Bass		
DAVIS, David*	East Yarra	Liberal	Elected

Name	District/Province	Party affiliation	Whether elected
DAWBORN, Kerry	Doncaster	Australian Greens	
de FEGELY, Rob	Ripon	Liberal	
DE RANGO, David	Nepean	Australian Greens	
DEAN, Frank	Gembrook		
DEAN, Lawrence	Preston	Liberal	
DELAHUNTY, Hugh#	Lowan	National Party	Elected
DELAHUNTY, Mary*	Northcote	Australian Labor Party	Elected
DENT, Leigh	Gippsland East	Liberal	
DETTMAN, Mary	Kew	Democrats	
Di NATALE, Richard	Melbourne District	Australian Greens	
DIXON, Martin#	Nepean	Liberal	Elected
DONKER, Rob	Ballarat West	Christian Democratic Party	
DONNELLAN, Luke	Narre Warren North	Australian Labor Party	Elected
DOREIAN, Glen	Ivanhoe	Australian Greens	
DOYLE, Robert*	Malvern	Liberal	Elected
DRUM, Damian	North Western	National Party	Elected
D'SOUZA, Conrad	Footscray	Liberal	
DUNCAN, Joanne#	Macedon	Australian Labor Party	Elected
DUNN, Kate	Doncaster	Australian Labor Party	
DUNSTAN, Robert	Yuroke	Liberal	
DWYER, Andrew	Benalla	Liberal	
ECKSTEIN, Anne	Ferntree Gully	Australian Labor Party	Elected
EDEN, Nicholas	Sandringham		
ELGOOD, Peter	Pascoe Vale	Australian Greens	
ELLERY, Brigitte	Lara	Socialist Alliance	
ELLIOTT, Lorraine#	Kilsyth	Liberal	
ELLIS, Andrew	Melbourne West	Australian Greens	
EREN, John	Geelong Province	Australian Labor Party	Elected
ERWIN, Kevin	Ripon	National Party	
EVANS, Robyn	Melbourne Province	Australian Greens	
EVERS-BUCKLAND, Alan	Williamstown	Liberal	
FENECH, Joe	Kororoit	Liberal	
FENSOM, Maxine	Melbourne District		
FINEY, Michele	Williamstown	Australian Greens	
FINN, Bernie	Macedon	Liberal	
FITZGERALD, Gerard	Ballarat East	Liberal	
FLITNER, Thomas	Jika Jika	Liberal	
FORBES, Jim	Gippsland South	Liberal	
FORD, Carole	Nepean	Australian Labor Party	
FORD, Gordon W.	Lyndhurst		
FOWLES, Will	East Yarra by-election	Australian Labor Party	
FRENCH, Bill	East Yarra		
FROST, Simon	Rodney	Liberal	
FURLETTI, Carlo*	Templestowe	Liberal	
FYFFE, Christine*	Evelyn	Liberal	
GALLAGHER, Paul Francis	Northcote	Citizens Electoral Council	
GARBUTT, Sherryl*	Bundoora	Australian Labor Party	Elected
GARTLAND, Steve	Polwarth	Australian Labor Party	
GAUCI, Rebecca	Brunswick	Liberal	
GEORGE, Amanda	Kororoit		
GERADTS, Karin	Broadmeadows	Australian Greens	
GIBSON, Bentleigh	Broadmeadows	Liberal	
GIGLIOTTI, Frank	Mordialloc	Citizens Electoral Council	
GILES, Tania	Hawthorn	Australian Greens	
GILLETT, Mary#	Tarneit	Australian Labor Party	Elected
GOOD, Michael	Carrum		
GOODMAN, John J.	Melton		
GOUDGE, Peter	Oakleigh	Liberal	
GOUGH, Richard	Melton	Liberal	
GOULD, Monica*	Doutta Galla	Australian Labor Party	Elected
GOURLAY, John	Prahran	Democrats	

Name	District/Province	Party affiliation	Whether elected
GRALEY, Judith	Mornington	Australian Labor Party	
GRANGE, Terry	Gippsland East	Australian Labor Party	
GRAY, Merinda	Eltham	Australian Greens	
GREEN, Danielle	Yan Yean	Australian Labor Party	Elected
GRIFFITHS, John	Shepparton	Australian Greens	
GUY, Matthew	Yan Yean	Liberal	
HAACK, Ronald	East Yarra	Hope Party	
HAERMEYER, André#	Kororoit	Australian Labor Party	Elected
HALBORG, Valiant	Ballarat East	Citizens Electoral Council	
HALL, Peter*	Gippsland	National Party	Elected
HALL, Simon Joseph	Bentleigh	Citizens Electoral Council	
HAMMETT, Jenny	Morwell	National Party	
HAMMOND, Peter	Melbourne West	Liberal	
HANNAN, Russell	Mitcham	Liberal	
HANRAHAN, James	Tarneit	Liberal	
HARDMAN, Ben*	Seymour	Australian Labor Party	Elected
HARKNESS, Alistair	Frankston	Australian Labor Party	Elected
HARRIS, Helen	Box Hill	Australian Greens	
HAY, Rob	Evelyn	Australian Greens	
HAYWOOD, Glen	Narre Warren North	Australian Greens	
HAZELMAN, Chris	Shepparton		
HEALY, Jess	Jika Jika	Democrats	
HEFFERNAN, Michael	Higinbotham	Liberal	
HELPER, Joe*	Ripon	Australian Labor Party	Elected
HEPNER, Andrew	South Barwon		
HERBERT, Steve	Eltham	Australian Labor Party	Elected
HILL, Graeme	Swan Hill	Australian Labor Party	
HILTON, Geoff	Western Port	Australian Labor Party	Elected
HIRSH, Carolyn	Silvan	Australian Labor Party	Elected
HODGE, Miles	Geelong District		
HOLDING, Tim#	Lyndhurst	Australian Labor Party	Elected
HOLLAND, Tony	Monbulk	Democrats	
HONEYWOOD, Phil*	Warrandyte	Liberal	Elected
HOOD, Alan	Lyndhurst	Liberal	
HORNE, Colin Bertram	Essendon	Citizens Electoral Council	
HOWARD, Geoff*	Ballarat East	Australian Labor Party	Elected
HUDSON, Christine	Tarneit		
HUDSON, Rob	Bentleigh	Australian Labor Party	Elected
HULLS, Rob*	Niddrie	Australian Labor Party	Elected
HUTCHISON, Ian	Western Port	Australian Greens	
HYETT, John	Melton		
INGRAM, Craig*	Gippsland East		Elected
ISHERWOOD, Craig W.	Pascoe Vale	Citizens Electoral Council	
ISHERWOOD, Noelene W.	Preston	Citizens Electoral Council	
JACKSON, K. A.	Narracan	Australian Greens	
JACKSON, Lesley	Western	Australian Labor Party	
JASPER, Ken*	Murray Valley	National Party	Elected
JENKINS, Brendan	Morwell	Australian Labor Party	Elected
JENNINGS, Gavin*	Melbourne Province	Australian Labor Party	Elected
JENNISON, Susan	Niddrie	Liberal	
JOHNSON, Paula	Mornington	Australian Greens	
JOLLY, Stephen	Richmond		
JONES, Catherine	Bellarine	Australian Greens	
JOYCE, Don	Murray Valley	Liberal	
KALINIY, Joseph	Broadmeadows		
KAMPRAD, Justine	Footscray	Socialist Alliance	
KATSAMBANIS, Peter*	Monash	Liberal	
KAY, Val	Eumemmerring	Australian Greens	
KEEGEL, Earle L.	Dandenong		
KELLOWAY, Frank	Bellarine	Liberal	
KELLY, Chris	Mulgrave	Liberal	

Name	District/Province	Party affiliation	Whether elected
KELLY, Jacquie	Swan Hill	Australian Greens	
KELLY, John	Dandenong	Liberal	
KELLY, Maree	Dandenong	Australian Greens	
KELSALL, Henry	Frankston	Australian Greens	
KENNEDY, Gareth	Cranbourne	Australian Greens	
KENNEDY, Peter	North Western	Liberal	
KINNEAR, Scott	Ballarat East	Australian Greens	
KIR, Mick	Koonung	Australian Greens	
KIRBY, George	Clayton	Australian Greens	
KLUGMAN, Matthew	Niddrie	Australian Greens	
KOCH, David	Western by-election	Liberal	Elected
KONTELJ, Stretch	Geelong District	Liberal	
KOSKY, Lynne*	Altona	Australian Labor Party	Elected
KOSTADINOSKI, Lucas	Mill Park	Liberal	
KOTSIRAS, Nicholas*	Bulleen	Liberal	Elected
KOZLOWSKI, Andre	Derrimut	Citizens Electoral Council	
KUNERT, Carol	North Eastern	Australian Greens	
LAMBRINAKOS, Steve	Altona	Liberal	
LANE, Madelon	Gippsland	Australian Greens	
LANGDON, Craig*	Ivanhoe	Australian Labor Party	Elected
LANGUILLER, Telmo#	Derrimut	Australian Labor Party	Elected
LAO, Vanthida	Chelsea	Liberal	
LEACH, Lorraine	Kilsyth	Australian Greens	
LEE, Josephine	Burwood	Australian Greens	
LEIGH, Geoff*	Mordialloc	Liberal	
LEIGHTON, Michael*	Preston	Australian Labor Party	Elected
LENDERS, John#	Waverley	Australian Labor Party	Elected
LEWIS, Jo	Monash	Australian Greens	
LEWIS, Marg	North Western	Australian Labor Party	
LEWIS-HANSOM, Victor	Essendon	Australian Greens	
LIM, Adrian	Derrimut	Liberal	
LIM, Hong*	Clayton	Australian Labor Party	Elected
LINCOLN, Abraham	Prahran		
LINDELL, Jenny*	Carrum	Australian Labor Party	Elected
LIVESAY, Robert	Doutta Galla	Democrats	
LOBATO, Tammy	Gembrook	Australian Labor Party	Elected
LOCKWOOD, Peter	Bayswater	Australian Labor Party	Elected
LONEY, Peter#	Lara	Australian Labor Party	Elected
LOVELL, Wendy	North Eastern	Liberal	Elected
LUCAS, Helen	Benambra	Australian Greens	
LUCAS, Neil B.#	Gembrook	Liberal	
LUCKINS, Maree#	Narre Warren North	Liberal	
LUDLOW, Nikki	Bass	Australian Greens	
LUPTON, Hurtle#	Ferntree Gully	Liberal	
LUPTON, Tony	Prahran	Australian Labor Party	Elected
LUTZ, Geoff	Ballarat	Democrats	
LYGO, Iain	South Barwon	Australian Greens	
LYNCH, Jackie	Northcote	Socialist Alliance	
LYONS, Thom	Narre Warren South	Australian Greens	
MacINNES, Ross	Carrum	Liberal	
MacKENZIE, Janet	Central Highlands	Australian Greens	
MADDEN, Gerald	South-West Coast	National Party	
MADDIGAN, Judy*	Essendon	Australian Labor Party	Elected
MANASSA, Jenny	Koonung	Hope Party	
MARRIOTT, Cath	Central Highlands	Liberal	
MARSHALL, Kirstie	Forest Hill	Australian Labor Party	Elected
MATHEW, Dinesh	Prahran	Australian Greens	
MAUGHAN, Noel*	Rodney	National Party	Elected
MAWHINNEY, Brian	Mill Park	Democrats	
MAXFIELD, Ian*	Narracan	Australian Labor Party	Elected
McARTHUR, Steve*	Monbulk	Liberal	

Name	District/Province	Party affiliation	Whether elected
McCALL, Andrea*	Frankston	Liberal	
McCALLUM, John	Ripon		
McCOLL, Frank	Melton		
McCUBBIN, Jo	Gippsland	Democrats	
McCULLOUGH, Malcolm	Rodney	Australian Labor Party	
McDERMOTT, Tony	Higinbotham	Australian Greens	
McDONALD, Gayle	Bundoora	Australian Greens	
McGILL, Denise	Waverley	Liberal	
McINTOSH, Andrew*	Kew	Liberal	Elected
McKEOWN, Jacqueline	Gippsland East		
McNAB, Chelsea	Seymour	Australian Greens	
McQUILTEN, John*	Ballarat	Australian Labor Party	Elected
McTAGGART, Heather	Evelyn	Australian Labor Party	Elected
McVEY, Judy	Brunswick	Socialist Alliance	
MEDDINGS, Avis	Hawthorn	Australian Labor Party	
MEES, Paul	Richmond		
MELLADO, Walter	Bundoora	Citizens Electoral Council	
MENHEERE-THOMPSON, Erica	Geelong Province	Democrats	
MERLINO, James	Monbulk	Australian Labor Party	Elected
MERRYLEES, Stephen	Shepparton	Liberal	
MIDDLETON, John	Albert Park	Australian Greens	
MILDENHALL, Bruce*	Footscray	Australian Labor Party	Elected
MILLAR, Phil	Ripon	Australian Greens	
MILLER, David	Western by-election	National Party	
MIRAS, Chris	Bulleen	Australian Labor Party	
MITCHELL, Andrew	Polwarth		
MITCHELL, Penny	Bentleigh	Australian Greens	
MITCHELL, Robert	Central Highlands	Australian Labor Party	Elected
MONAGLE, Shaun	Mordialloc	Australian Greens	
MORAND, Maxine	Mount Waverley	Australian Labor Party	Elected
MORGAN, Polly	Waverley	Democrats	
MORLAND, Mick	Eumemmerring	Liberal	
MORRISSEY, Tom	Burwood		
MORTON, Anna Catherine	Ivanhoe		
MORTON, Tony	Brunswick		
MULDER, Terry*	Polwarth	Liberal	Elected
MUNT, Janice	Mordialloc	Australian Labor Party	Elected
MURDOCH, Barb	Benambra	Australian Labor Party	
MURRAY, Bruce	Geelong Province	Australian Greens	
MUSCAT, Terry	Melton		
NAPTHINE, Denis#	South-West Coast	Liberal	Elected
NARDELLA, Don*	Melton	Australian Labor Party	Elected
NEEDHAM, Ian	Narracan	National Party	
NESSBIT, Kay	Bass		
NEVILLE, Lisa	Bellarine	Australian Labor Party	Elected
NGUYEN, Martin	Footscray		
NGUYEN, Sang*	Melbourne West	Australian Labor Party	Elected
NICHOLLS, Val	Geelong Province		
NICHOLSON, Sarah	Northcote	Australian Greens	
NIXON, Richard	Geelong District		
NOLAN, Peter	Ivanhoe	Liberal	
NOSAL, Steve	Keilor	Australian Greens	
O'CONNELL, Genevieve	Scoresby	Australian Greens	
OKE, Melanie	Albert Park		
OLIVIER, Willem	Hastings	Australian Greens	
O'NEILL, Lauren	Murray Valley	Australian Labor Party	
OVERINGTON, Karen*	Ballarat West	Australian Labor Party	Elected
PANDAZOPOULOS, John*	Dandenong	Australian Labor Party	Elected
PANTHER, Jarrod	Warrandyte	Australian Labor Party	
PARISOTTO, Rozi	Central Highlands	National Party	
PATERSON, Alister*	South Barwon	Liberal	

Name	District/Province	Party affiliation	Whether elected
PATHY, Suresh	Ballarat East		
PATRINOS, Theos	Lyndhurst	Australian Greens	
PEMBERTON, Bill	Mitcham	Australian Greens	
PEPPER, Adam	Forest Hill	Australian Greens	
PERERA, Jude	Cranbourne	Australian Labor Party	Elected
PERTON, Victor*	Doncaster	Liberal	Elected
PETERSEN, David	Bendigo East	Australian Greens	
PETHERBRIDGE, Tim	Warrandyte	Hope Party	
PEULICH, Inga*	Bentleigh	Liberal	
PHILLIPS, Wayne*	Eltham	Liberal	
PIKE, Bronwyn*	Melbourne District	Australian Labor Party	Elected
PINNELL, Gemma	Richmond	Australian Greens	
PLATSCHINDA, Brad	Morwell		
PLEASH, Leanne	North Eastern	Democrats	
PLOWMAN, Tony*	Benambra	Liberal	Elected
POLLACK, Norman F.	Malvern		
POPPINS, John	Mount Waverley	Australian Greens	
POWELL, Jeanette#	Shepparton	National Party	Elected
POYNTON, Lee-Anne	Templestowe	Hope Party	
PRADHAN, Arun	Melbourne District	Socialist Alliance	
PULLEN, Noel	Higinbotham	Australian Labor Party	Elected
RALPH, Doug	Bendigo West	Australian Greens	
RANDALL, Melanie	Bundoora	Liberal	
REEKIE, Roy	South-West Coast	Australian Labor Party	
REID, Geoff	Benambra	National Party	
REILLY, Bernard	Koroit		
RENDEVSKI, Zhivan Jim	Thomastown	Australian Greens	
REYNOLDS, Steve	Essendon	Liberal	
RICE, Janet	Footscray	Australian Greens	
RIDGWAY, Noel	Gembrook	Australian Greens	
RISTEVSKI, Linda	Lara	Liberal	
RIVENDELL, Bruce	Mildura	Australian Greens	
RIVENDELL, Julie	North Western	Australian Greens	
ROBERTS, Robyn	Templestowe	Australian Greens	
ROBERTSON, Penelope	Melbourne North	Democrats	
ROBINSON, Tony*	Mitcham	Australian Labor Party	Elected
ROWE, Gary*	Cranbourne	Liberal	
RUFFELL, Lisa		Bendigo East	Liberal
RULE, Di	Burwood	Liberal	
RYAN, Peter*	Gippsland South	National Party	Elected
SALTER, Wendy	East Yarra by-election	Australian Greens	
SAPIR, Rachelle	Brighton	Australian Labor Party	
SAVAGE, Russell*	Mildura		Elected
SAYERS, Tony	Narracan		
SCHEFFER, John	Monash	Australian Labor Party	Elected
SCHOREL-HLAVKA, Gary	Ivanhoe		
SCOTT, Bradley John	Macedon	Citizens Electoral Council	
SCOTT, Trisha	Murray Valley	Australian Greens	
SEITZ, George*	Keilor	Australian Labor Party	Elected
SEYMOUR, Hannah	Benambra	Christian Democratic Party	
SEYMOUR, Phil	North Eastern	Christian Democratic Party	
SHARDEY, Helen*	Caulfield	Liberal	Elected
SHARP, Ari	East Yarra by-election	Democrats	
SHEPHERDSON, Michael	Narre Warren South	Liberal	
SIMON, Harry	Caulfield	Australian Labor Party	
SKOUZIS, Tina	Oakleigh		
SLEEP, Stan	Mildura	Liberal	
SMITH, Colin	Mulgrave	Australian Greens	
SMITH, Craig	Monbulk	Australian Greens	
SMITH, Ken#	Bass	Liberal	Elected
SMITH, Wendy*	Silvan	Liberal	

Name	District/Province	Party affiliation	Whether elected
SOMYUREK, Adem	Eumemmerring	Australian Labor Party	Elected
SONOGAN, Rob	Swan Hill		
SORENSEN, Rolf	Malvern	Australian Labor Party	
SPIBY, Tracee	Bendigo East	National Party	
SPOKES, Viola	Western	Australian Greens	
SPURR, Noel Richard	Forest Hill		
SRINIVASAN, Vasan	Forest Hill	Liberal	
STANTON, Heather	Cranbourne	Citizens Electoral Council	
STEER, Simon	Yan Yean	Citizens Electoral Council	
STENSHOLT, Bob*	Burwood	Australian Labor Party	Elected
STEWART, Ken	Melton	Australian Greens	
STEWART, Peter	Benalla	Australian Greens	
STOLL, Karen	Narracan	Liberal	
SULLIVAN, Geoff	Ballarat West		
SYKES, Bill	Benalla	National Party	Elected
TAYLOR, Ken	Brunswick		
TAYLOR, Robin	Bendigo West	National Party	
TEER, Elsie	Geelong District	Australian Greens	
TEIWES, Paul	Richmond	Liberal	
TEMPLE, Reginald D.	Templestowe		
TEMPLETON, Howard	Lowan	Liberal	
THACKER, Wendy	Chelsea	Democrats	
THEOPHANOUS, Theo*	Jika Jika	Australian Labor Party	Elected
THIELE, Kevin	Gippsland East	Australian Greens	
THOMAS, Barry	Melbourne West	Democrats	
THOMPSON, Catheryn	Morwell	Australian Greens	
THOMPSON, Murray*	Sandringham	Liberal	Elected
THWAITES, John*	Albert Park	Australian Labor Party	Elected
TISCHLER, Leo John	Silvan	Hope Party	
TOLL, Greg	Rodney		
TOMAMICHEL, Suellen	Swan Hill	Liberal	
TRAFFICANTE, Robert	Malvern	Australian Greens	
TREZISE, Ian*	Geelong District	Australian Labor Party	Elected
TURNER, Liz	Mitcham		
TUTONE, Christina	Doutta Galla	Liberal	
TYLER, Peter	Gippsland	Liberal	
VANDERSMAN, Jos	Central Highlands	Democrats	
VAUGHAN, Patrick	Yan Yean	Australian Greens	
VERLIN, Judy	Ballarat West	Liberal	
VINEY, Matt#	Chelsea	Australian Labor Party	Elected
VOGELS, John#	Western	Liberal	Elected
VOIGT, Wolf	Monbulk	Christian Democratic Party	
WALCOTT, Greg	Western	National Party	
WALSH, Peter	Swan Hill	National Party	Elected
WARD, Marcus	Macedon	Australian Greens	
WATKINS, Sam	Sandringham	Australian Greens	
WATSON, Barry	Warrandyte	Australian Greens	
WATT, Graham	Northcote	Liberal	
WAY, Kaele	Mitcham		
WELLS, Kim#	Scoresby	Liberal	Elected
WELSH, Heather	Waverley	Australian Greens	
WESTBURY, John	Williamstown		
WHELAN, Laurie	North Western		
WILLIAMS, Charles	Lowan	Australian Labor Party	
WILLIAMS, Maree	Kew	Australian Labor Party	
WILLIAMS, Peter Baker	Rodney	Australian Greens	
WILLIAMS, Pollyanne	Scoresby	Australian Labor Party	
WILSON, Dale	Narre Warren South	Australian Labor Party	Elected
WILSON, Derek	Higinbotham	Democrats	
WILSON, Ron#	Mount Waverley	Liberal	
WILSON, Tom	East Yarra	Australian Labor Party	

Name	District/Province	Party affiliation	Whether elected
WINZER, Kent	East Yarra	Democrats	
WISHART, Don	Gippsland	Australian Labor Party	
WONG, Andrew	Clayton	Liberal	
WOOLCOCK, Adam	Thomastown	Liberal	
WRIGHT, Matthew	Bulleen	Australian Greens	
WYNNE, Richard*	Richmond	Australian Labor Party	Elected
YOHANNA, Sleiman	Broadmeadows	Citizens Electoral Council	
ZEMDEGS, David	Monash	Democrats	
ZIGOURAS, John	Mildura	Australian Labor Party	

Includes candidates for the simultaneous Legislative Council by-elections.

* denotes member standing for the same electorate in 2002

denotes member standing for a different electorate in 2002

Appendix 13

Registered political parties

Parties registered as at 5 November 2002

Political party	Registered Officer
Abolish Child Support and Family Court*	Mr J Abolish Child Support and Family Court 8 Paulette Court Scoresby Vic. 3179
Australian Democrats (Victorian Division)	Mr R Stone G2 Eastbourne House 62 Wellington Parade East Melbourne Vic. 3002
Australian Labor Party – Victorian Branch	Mr D Feeney State Secretary 360 King Street West Melbourne Vic. 3003
Australian Reform Party*	Ms D M Worrell Lot 1, Lewis Road Upper Beaconsfield Vic. 3808
Christian Democratic Party (Fred Nile Group)	Mr K Cook 60 Allwyn Crescent Mill Park Vic. 3082
Citizens Electoral Council (Victorian Division)	Ms Gabrielle Marie Peut Registered Officer 595 Sydney Road Coburg Vic. 3058
Democratic Labor Party (DLP) of Australia	Mr J V Mulholland 1305 Dandenong Road Malvern East Vic. 3148
Hope Party ethics equality ecology	Mr Timothy Petherbridge 39-41 Bemboka Road Warranwood Vic. 3134
Liberal Party of Australia – Victorian Division	Mr Brian Loughnane State Director 104 Exhibition Street Melbourne, Vic. 3000
National Party of Australia – Victoria	Ms Meredith K Brown State Director L7/24 Collins Street Melbourne Vic. 3000
One Nation (Victoria)*	Ms Robyn Spencer 22 Armadale Street Armadale Vic. 3143
Phil Cleary—Independent Australia*	Mr Bernard Sanaghan 11 Scotia Street West Preston Vic. 3072
Shooters’ Party (Vic)*	Mr Russell A Pearson 17 Drovers Lane Somerville Vic. 3912
Socialist Alliance (Victoria)	Registered Officer Mr Graham Mathews 1/77 Pender Street Thornbury Vic. 3071
The Australian Greens – Victoria	Mr G Sekhon 279 Station Street Carlton North Vic. 3054

* Did not contest the 2002 State election.